



Changes to Port Macquarie school intake areas

Fact sheet | December 2022

Intake area changes for schools in Port Macquarie

As growth in new homes across Port Macquarie continues, school intake areas are changing in response to the evolving nature of this community in 2023 and beyond.

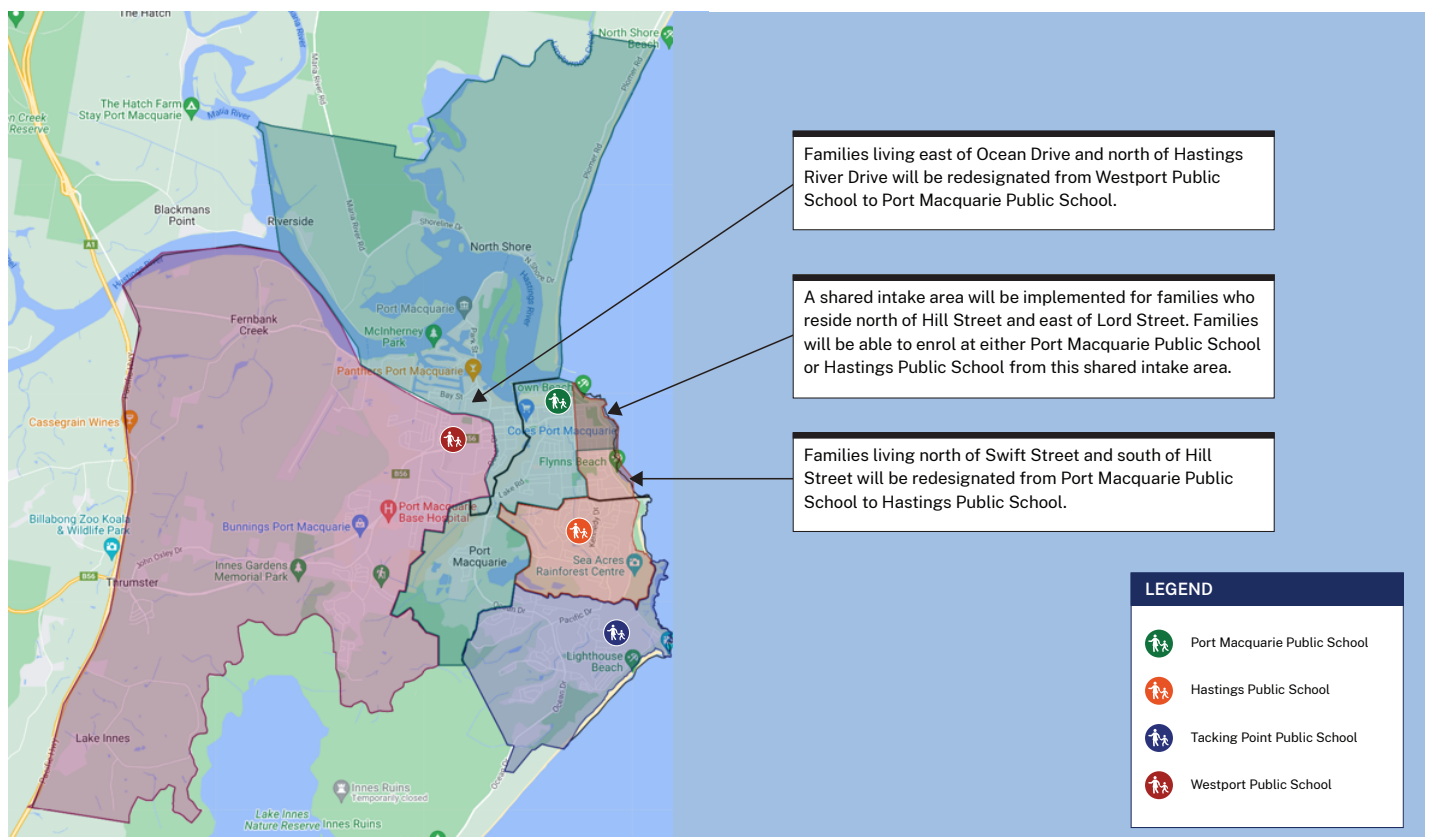
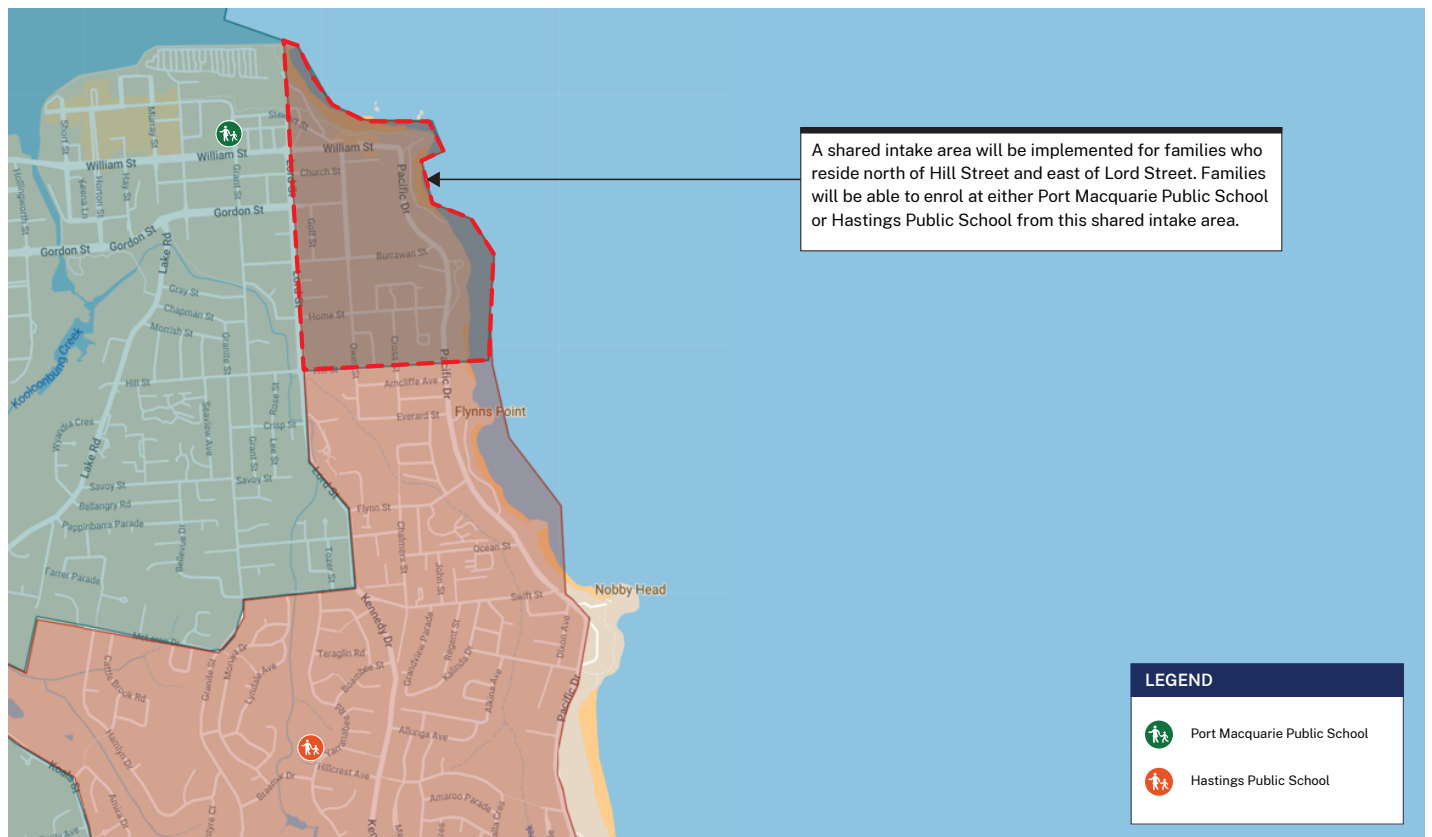
Adjustments to some school intake areas are necessary to balance enrolments across local schools and ensure that students and families will continue to be provided a high-quality education.

After several rounds of community consultation and careful analysis of relevant demographic data, intake area adjustments for students have been made to the following schools:

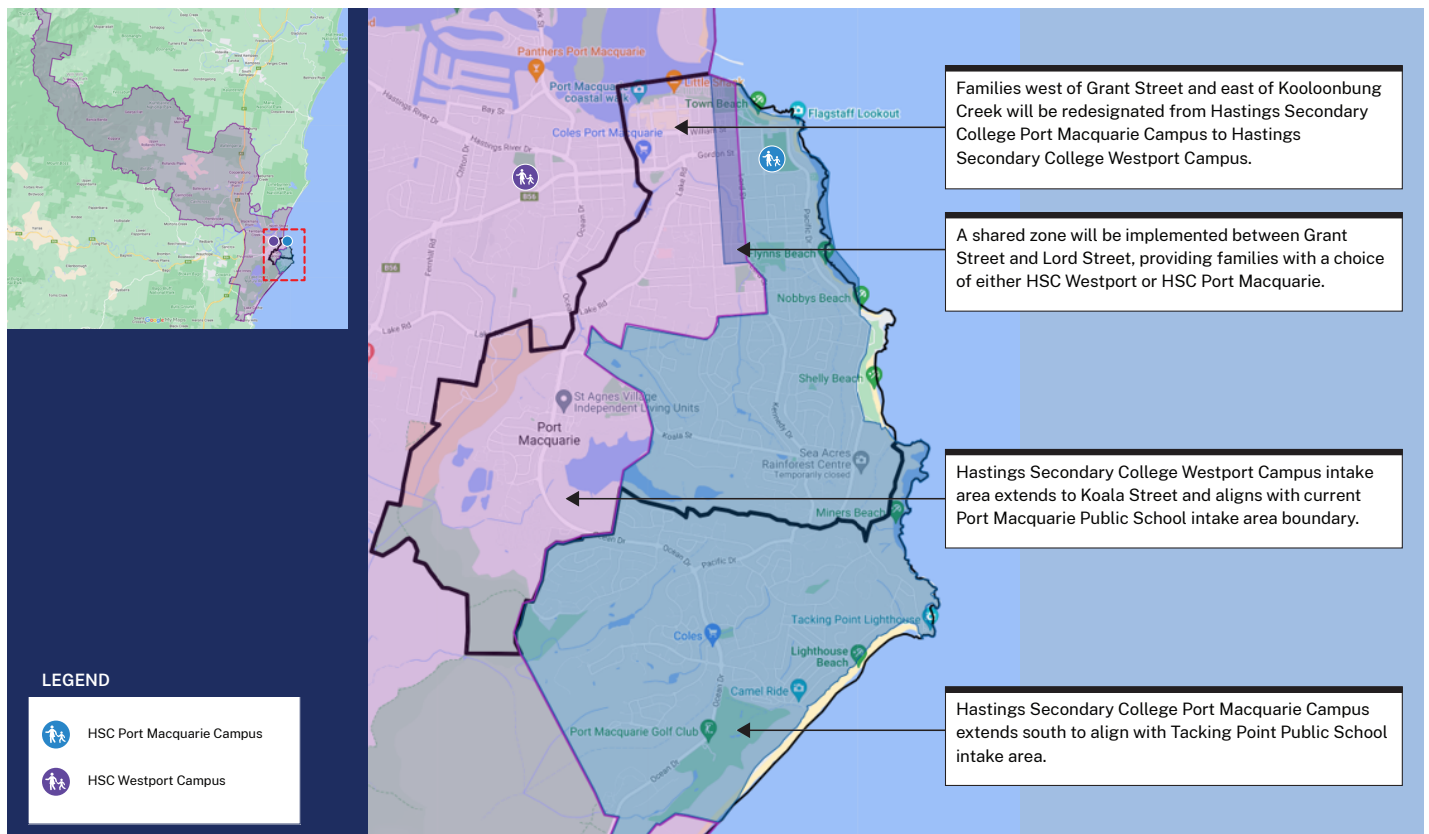
- Port Macquarie Public School
- Hastings Public School
- Hastings Secondary College Port Macquarie Campus (PMC)
- Hastings Secondary College Westport Campus (WPC)
- Westport Public School

Changes to intake areas will be optional for families in 2023 and come into full effect in 2024.

Map of the new local intake areas



Map of the new local intake areas



Frequently asked questions

What is the new intake area? How do I find out which one I live in?

We have updated the School Finder website with the new intake area boundaries. Go to schoolfinder.education.nsw.gov.au and enter your address to see which school intake area you live in.

Will my child/children need to move schools because of this change?

Families living in the area affected by the change who have a child/children already enrolled in a school are able to stay at that school.

Students living in the area impacted by the change are able to transition to their newly designated local school if it is more convenient or preferred. However, students who are already enrolled in a school are able to remain there to complete their education.

Will siblings have to attend different schools?

Families living in the area affected by the change who have a child/children already enrolled can enrol other siblings.

Families who lived out of area when they enrolled their child/children and remain living out of area after this change comes into effect may need to enrol younger siblings in their local school. These parents can still apply as a non-local enrolment via the standard process for non-local enrolments. The application will be considered on a case-by-case basis in line with the department's enrolment policy.

Please speak with the Principal at your school for specific questions around your personal situation.

Further information about the departments enrolment policy can be found under the enrolment section of your school's website.

Why isn't my assigned school closest to my house?

Intake areas are implemented to ensure that each child has access to a public primary and secondary school. Occasionally, students may be designated to a school that is not their closest. This may be necessary to help balance enrolment numbers with the size of permanent accommodation and facilities across a network of schools. Where this occurs, the Department aims to ensure that the student's assigned school is within close proximity to their home, even if this school is not the closest.

Do I have to enrol my child at my assigned school?

Children are encouraged to enrol at their local school. However, families may elect to apply to another government school as a non-local, or 'out-of-area' enrolment. Information on non-local enrolment procedures are outlined in the Enrolment Policy - Information for Parents fact sheet.

Does this change my child/children's access to a free or concession travel passes for public transport?

To find out if you child/children are eligible for free or concession travel to and from school, visit Transport for NSW's website.

Contact us



Website

Stay up to date by visiting the School Infrastructure NSW website schoolinfrastructure.nsw.gov.au



Email

Contact the Community Engagement team by emailing schoolinfrastructure@det.nsw.edu.au



Phone

Contact us between 9 am and 5 pm, Monday to Friday on **1300 482 651**



For a Translation and Interpreting

Service call **131 450** and ask them to call the Department of Education - School Infrastructure NSW on **1300 482 651**.

Holiday Closure

School Infrastructure NSW will be closed from 5pm, Friday, 23 December 2022 to 9am, Monday, 9 January 2023, inclusive, in line with the NSW Government shut down period.