

APPENDIX 10: CONTEXT SUMMARIES

YHS21 Context Group Summary

2CHPH Posthole fills for 2nd Courthouse Posthole backfills for second courthouse

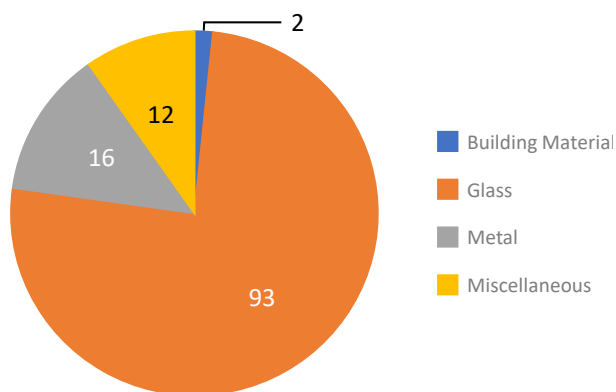
Location BB 2nd Courthouse Building Court2 Type Fill Posthole Phase 2 to TPQ 1853 Fragments 123 MNV 27

A total of 123 fragments from at least 27 items were recovered from the posthole fills associated with the second courthouse (Contexts 1263, 1265, 1304, 1306, 1308 and 1310). The vast majority of fragments were from bottle glass. The remainder was from nails and construction materials (n=17), typical for posthole backfills. One sewing pin and two clay pipe fragments were also recovered. At least 9 worked lithic fragments were also recovered in these deposits.

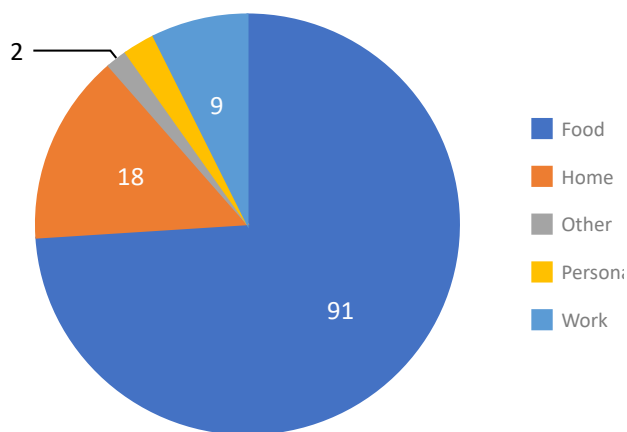
The assemblage is a heavily fragmented with an average weight of 14g. Only 9 items were complete or near complete and all were small finds including nails and pins. The remainder was estimated to be 5% complete or less, or the percentage complete was inestimable.

The TPQ is 1853 set by seven wire nails. One of the clay pipe fragments is attributed to Douglas McDougall (YHS3374) and post-dates 1866. Few other fragments in the assemblage are readily dateable.

Classes



Activity Groups



Class	Sherds	%	MNV	%
Building Materials	2	1.6%		
Glass	93	75.6	12	44.4
Metal	16	13.0	12	44.4
Miscellaneous	12	9.8%	3	11.1
Total	123	100%	27	100%

Activity Group	Sherds	%	MNV	%
Food	91	74.0	10	37.0
Home	18	14.6	13	48.1
Other	2	1.6%	1	3.7%
Personal	3	2.4%	3	11.1
Work	9	7.3%		
Total	123	100%	27	100%

2CHPH Posthole fills for 2nd Courthouse

Artefact Types

Type Name	Sherds %	MNV %
Building Materials		
	2 1.6%	
Glass		
Bottle – Beer/Wine	84 68.3	6 22.2
Bottle – Pharmacy	1 0.8%	1 3.7%
Bottle – Unidentified	3 2.4%	3 11.1
Tableware – Cut	1 0.8%	1 3.7%
Tableware – Undecorated	1 0.8%	1 3.7%
Tableware – Various	3 2.4%	0 0.0%
Metal		
	16 13.0	12 44.4
Miscellaneous		
	9 7.3%	
Clay Pipe	2 1.6%	2 7.4%
Fastener	1 0.8%	1 3.7%
Total	123 100%	27 100%

Functional Distributions

Activity	Sherds %	MNV %
Architectural/Structural		
Construction	2 1.6%	
Fastening	15 12.2	12 44.4
Beverage Service		
Glass	4 3.3%	1 3.7%
Stemmed Glass	1 0.8%	1 3.7%
Beverage Storage		
Bottle	84 68.3	6 22.2
Food/Beverage Storage		
Bottle	2 1.6%	2 7.4%
Manufacturing		
Tool	9 7.3%	
Pharmaceutical		
Bottle	1 0.8%	1 3.7%
Recreation		
Smoking	2 1.6%	2 7.4%
Sewing		
Pin	1 0.8%	1 3.7%
Unidentified		
Bottle	1 0.8%	1 3.7%
Unidentified	1 0.8%	
Total	123 100%	27 100%

YHS21 Context Group Summary

2CHRD Refuse pit

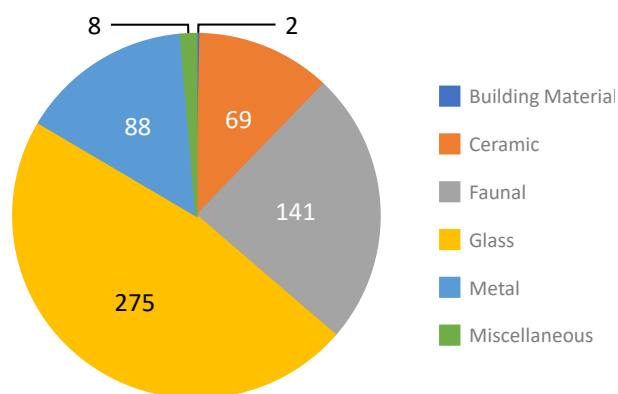
Location NBB 2nd Courthouse Building Court2	Type Deposit Refuse pit	Phase 2 TPQ 1860	to	Fragments 582 MNV 135
--	----------------------------	---------------------	----	--------------------------

The refuse pit fill associated with the Second courthouse (Context 1317) is a moderately large deposit with 566 fragments from at least 135 items. The majority was comprised of bottle glass (n=129) followed by construction waste and a range of domestic items.

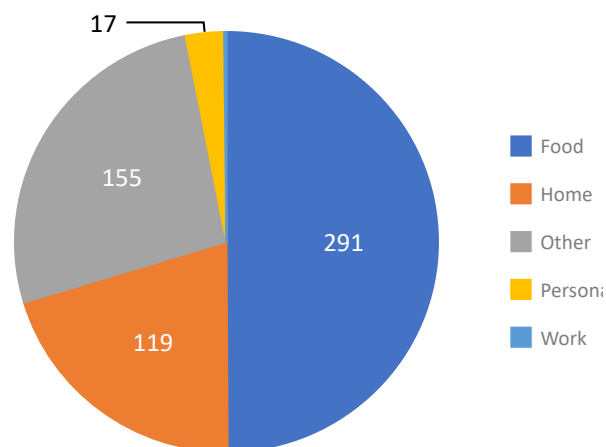
While the fill contains three substantially complete items (a Bristol bottle, a gilt bone china teacup and an ironstone plate) the seven complete items were all small finds. The majority of items in the fill were heavily fragmented, being 5% complete or less, or the percentage complete was inestimable. The average weight of fragments in the fill is 7.2g.

The TPQ of 1860 is set by a substantially complete Ironstone plate in the 'Bordered Hyacinth' pattern which was introduced in 1860 (Dieringer & Dieringer 2001: 109). Across the remainder of the assemblage is a toiletry bottle (YHS1716) which is typical of styles introduced in the 1870s but may be earlier. The remainder of the assemblage is characteristically mid-to-late 19th century.

Classes



Activity Groups



Class	Sherds %	MNV %
Building Materials	2 0.3%	
Ceramic	69 11.8	25 18.5
Faunal	141 24.2	12 8.9%
Glass	275 47.2	30 22.2
Metal	88 15.1	60 44.4
Miscellaneous	8 1.4%	8 5.9%
Total	583 100%	135 100%

Activity Group	Sherds %	MNV %
Food	291 49.9	42 31.1
Home	119 20.4	71 52.6
Other	155 26.6	14 10.4
Personal	17 2.9%	7 5.2%
Work	1 0.2%	1 0.7%
Total	583 100%	135 100%

2CHRD Refuse pit

Artefact Types

Type Name	Sherds %	MNV %
Building Materials		
	2 0.3%	
Ceramic		
Banded Porcelain	1 0.2%	0 0.0%
Banded Porcellaneous	1 0.2%	1 0.7%
Bristol ware	13 2.2%	1 0.7%
Chinese Stoneware	2 0.3%	1 0.7%
Gilt porcellaneous	6 1.0%	3 2.2%
Glazed earthenware	1 0.2%	1 0.7%
Ironstone Earthenware	5 0.9%	3 2.2%
Jackfield ware	8 1.4%	1 0.7%
Polychrome Chinese Porcelain	1 0.2%	1 0.7%
Relief-moulded earthenware	2 0.3%	2 1.5%
Rockingham ware	10 1.7%	1 0.7%
Salt-glazed stoneware	5 0.9%	3 2.2%
Transfer-printed earthenware	1 0.2%	1 0.7%
Unadorned Chinese Porcelain	3 0.5%	2 1.5%
White Earthenware	2 0.3%	1 0.7%
White Granite	2 0.3%	1 0.7%
White Porcelain	2 0.3%	2 1.5%
White Porcellaneous	4 0.7%	0 0.0%
Faunal		
Animal Bone	141 24.2	12 8.9%
Glass		
Bottle – Aerated Waters	2 0.3%	2 1.5%
Bottle – Beer/Wine	64 11.0	8 5.9%
Bottle – Condiments	5 0.9%	2 1.5%
Bottle – Gin/Schnapps	21 3.6%	2 1.5%
Bottle – Personal	1 0.2%	1 0.7%
Bottle – Pharmacy	12 2.1%	2 1.5%
Bottle – Unidentified	120 20.6	3 2.2%
Containers	1 0.2%	1 0.7%
Domestic glass	1 0.2%	1 0.7%
Lamp glass	14 2.4%	2 1.5%
Tableware – Cut	4 0.7%	1 0.7%
Tableware – Decorated	3 0.5%	1 0.7%
Tableware – Etched	5 0.9%	1 0.7%

Functional Distributions

Activity	Sherds %	MNV %
Architectural/Structural		
Construction	2 0.3%	
Fastening	81 13.9	60 44.4
Window	15 2.6%	2 1.5%
Beverage Service		
Glass	10 1.7%	1 0.7%
Stemmed Glass	5 0.9%	1 0.7%
Beverage Storage		
Bottle	129 22.1	16 11.9
Clerical		
Bottle	1 0.2%	1 0.7%
Clothing		
Closure	3 0.5%	3 2.2%
Diet		
Meat	19 3.3%	11 8.1%
Domestic		
Bottle	1 0.2%	1 0.7%
Glass	1 0.2%	1 0.7%
Lighting	14 2.4%	2 1.5%
Food Preparation		
Bottle	3 0.5%	0 0.0%
Food Service		
Bowl	1 0.2%	0 0.0%
Cup	2 0.3%	1 0.7%
Plate	4 0.7%	2 1.5%
Tea	11 1.9%	2 1.5%
Tea/Bowl	3 0.5%	2 1.5%
Tureen	1 0.2%	1 0.7%
Unidentified	1 0.2%	1 0.7%
Food Service/Decorative		
Unidentified	3 0.5%	1 0.7%
Food Service/Preparatio		
Tea	1 0.2%	0 0.0%
Tea/Unidentified	1 0.2%	1 0.7%
Food Storage		
Bottle	1 0.2%	1 0.7%
Bottle stopper	1 0.2%	1 0.7%
Jar	1 0.2%	1 0.7%

2CHRD Refuse pit

Tableware – Undecorated	6 1.0%	0 0.0%
Unidentified glass	1 0.2%	1 0.7%
Window Glass	15 2.6%	2 1.5%
Metal		
	88 15.1	60 44.4
Miscellaneous		
	4 0.7%	4 3.0%
Button	1 0.2%	1 0.7%
Button – Ceramic	1 0.2%	1 0.7%
Fastener	2 0.3%	2 1.5%
Total	583 100%	135 100%

Food/Beverage Service

Tea/Jug	8 1.4%	1 0.7%
---------	--------	--------

Food/Beverage Storage

Bottle	91 15.6	0 0.0%
--------	---------	--------

Hygiene

Box	2 0.3%	2 1.5%
-----	--------	--------

Personal

Bottle	1 0.2%	1 0.7%
--------	--------	--------

Pharmaceutical

Bottle	12 2.1%	2 1.5%
--------	---------	--------

Recreation

Game piece	1 0.2%	1 0.7%
------------	--------	--------

Sewing

Pin	2 0.3%	2 1.5%
-----	--------	--------

Thimble	1 0.2%	1 0.7%
---------	--------	--------

Unidentified

Bottle	1 0.2%	1 0.7%
--------	--------	--------

Bottle/Jar	2 0.3%	0 0.0%
------------	--------	--------

Unidentified	143 24.5	11 8.1%
--------------	----------	---------

Various

Various	4 0.7%	0 0.0%
---------	--------	--------

Total	583 100%	135 100%
--------------	-----------------	-----------------

YHS21 Context Group Summary

2CHRD Refuse pit

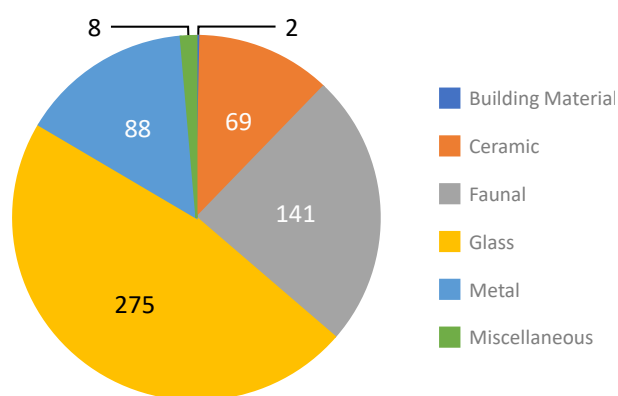
Location NBB 2nd Courthouse Building Court2	Type Deposit Refuse pit	Phase 2 TPQ 1860	to	Fragments 582 MNV 135
--	----------------------------	---------------------	----	--------------------------

The refuse pit fill associated with the Second courthouse (Context 1317) is a moderately large deposit with 566 fragments from at least 135 items. The majority was comprised of bottle glass (n=129) followed by construction waste and a range of domestic items.

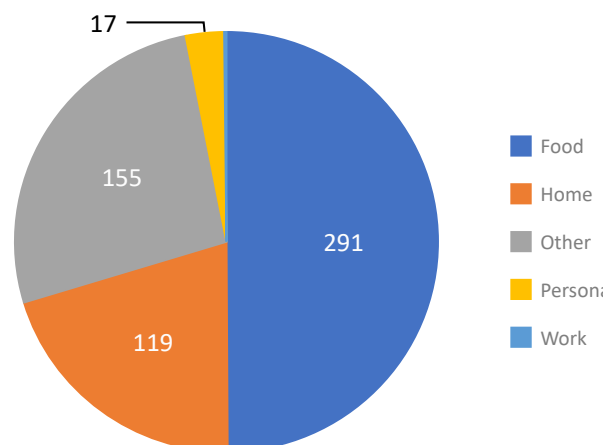
While the fill contains three substantially complete items (a Bristol bottle, a gilt bone china teacup and an ironstone plate) the seven complete items were all small finds. The majority of items in the fill were heavily fragmented, being 5% complete or less, or the percentage complete was inestimable. The average weight of fragments in the fill is 7.2g.

The TPQ of 1860 is set by a substantially complete Ironstone plate in the 'Bordered Hyacinth' pattern which was introduced in 1860 (Dieringer & Dieringer 2001: 109). Across the remainder of the assemblage is a toiletry bottle (YHS1716) which is typical of styles introduced in the 1870s but may be earlier. The remainder of the assemblage is characteristically mid-to-late 19th century.

Classes



Activity Groups



Class	Sherds %	MNV %
Building Materials	2 0.3%	
Ceramic	69 11.8	25 18.5
Faunal	141 24.2	12 8.9%
Glass	275 47.2	30 22.2
Metal	88 15.1	60 44.4
Miscellaneous	8 1.4%	8 5.9%
Total	583 100%	135 100%

Activity Group	Sherds %	MNV %
Food	291 49.9	42 31.1
Home	119 20.4	71 52.6
Other	155 26.6	14 10.4
Personal	17 2.9%	7 5.2%
Work	1 0.2%	1 0.7%
Total	583 100%	135 100%

2CHRD Refuse pit

Artefact Types

Type Name	Sherds %	MNV %
Building Materials		
	2 0.3%	
Ceramic		
Banded Porcelain	1 0.2%	0 0.0%
Banded Porcellaneous	1 0.2%	1 0.7%
Bristol ware	13 2.2%	1 0.7%
Chinese Stoneware	2 0.3%	1 0.7%
Gilt porcellaneous	6 1.0%	3 2.2%
Glazed earthenware	1 0.2%	1 0.7%
Ironstone Earthenware	5 0.9%	3 2.2%
Jackfield ware	8 1.4%	1 0.7%
Polychrome Chinese Porcelain	1 0.2%	1 0.7%
Relief-moulded earthenware	2 0.3%	2 1.5%
Rockingham ware	10 1.7%	1 0.7%
Salt-glazed stoneware	5 0.9%	3 2.2%
Transfer-printed earthenware	1 0.2%	1 0.7%
Unadorned Chinese Porcelain	3 0.5%	2 1.5%
White Earthenware	2 0.3%	1 0.7%
White Granite	2 0.3%	1 0.7%
White Porcelain	2 0.3%	2 1.5%
White Porcellaneous	4 0.7%	0 0.0%
Faunal		
Animal Bone	141 24.2	12 8.9%
Glass		
Bottle – Aerated Waters	2 0.3%	2 1.5%
Bottle – Beer/Wine	64 11.0	8 5.9%
Bottle – Condiments	5 0.9%	2 1.5%
Bottle – Gin/Schnapps	21 3.6%	2 1.5%
Bottle – Personal	1 0.2%	1 0.7%
Bottle – Pharmacy	12 2.1%	2 1.5%
Bottle – Unidentified	120 20.6	3 2.2%
Containers	1 0.2%	1 0.7%
Domestic glass	1 0.2%	1 0.7%
Lamp glass	14 2.4%	2 1.5%
Tableware – Cut	4 0.7%	1 0.7%
Tableware – Decorated	3 0.5%	1 0.7%
Tableware – Etched	5 0.9%	1 0.7%

Functional Distributions

Activity	Sherds %	MNV %
Architectural/Structural		
Construction	2 0.3%	
Fastening	81 13.9	60 44.4
Window	15 2.6%	2 1.5%
Beverage Service		
Glass	10 1.7%	1 0.7%
Stemmed Glass	5 0.9%	1 0.7%
Beverage Storage		
Bottle	129 22.1	16 11.9
Clerical		
Bottle	1 0.2%	1 0.7%
Clothing		
Closure	3 0.5%	3 2.2%
Diet		
Meat	19 3.3%	11 8.1%
Domestic		
Bottle	1 0.2%	1 0.7%
Glass	1 0.2%	1 0.7%
Lighting	14 2.4%	2 1.5%
Food Preparation		
Bottle	3 0.5%	0 0.0%
Food Service		
Bowl	1 0.2%	0 0.0%
Cup	2 0.3%	1 0.7%
Plate	4 0.7%	2 1.5%
Tea	11 1.9%	2 1.5%
Tea/Bowl	3 0.5%	2 1.5%
Tureen	1 0.2%	1 0.7%
Unidentified	1 0.2%	1 0.7%
Food Service/Decorative		
Unidentified	3 0.5%	1 0.7%
Food Service/Preparatio		
Tea	1 0.2%	0 0.0%
Tea/Unidentified	1 0.2%	1 0.7%
Food Storage		
Bottle	1 0.2%	1 0.7%
Bottle stopper	1 0.2%	1 0.7%
Jar	1 0.2%	1 0.7%

2CHRD Refuse pit

Tableware – Undecorated	6 1.0%	0 0.0%
Unidentified glass	1 0.2%	1 0.7%
Window Glass	15 2.6%	2 1.5%
Metal		
	88 15.1	60 44.4
Miscellaneous		
	4 0.7%	4 3.0%
Button	1 0.2%	1 0.7%
Button – Ceramic	1 0.2%	1 0.7%
Fastener	2 0.3%	2 1.5%
Total	583 100%	135 100%

Food/Beverage Service

Tea/Jug	8 1.4%	1 0.7%
---------	--------	--------

Food/Beverage Storage

Bottle	91 15.6	0 0.0%
--------	---------	--------

Hygiene

Box	2 0.3%	2 1.5%
-----	--------	--------

Personal

Bottle	1 0.2%	1 0.7%
--------	--------	--------

Pharmaceutical

Bottle	12 2.1%	2 1.5%
--------	---------	--------

Recreation

Game piece	1 0.2%	1 0.7%
------------	--------	--------

Sewing

Pin	2 0.3%	2 1.5%
-----	--------	--------

Thimble	1 0.2%	1 0.7%
---------	--------	--------

Unidentified

Bottle	1 0.2%	1 0.7%
--------	--------	--------

Bottle/Jar	2 0.3%	0 0.0%
------------	--------	--------

Unidentified	143 24.5	11 8.1%
--------------	----------	---------

Various

Various	4 0.7%	0 0.0%
---------	--------	--------

Total	583 100%	135 100%
--------------	-----------------	-----------------

YHS21 Context Group Summary

CPRD Cesspit backfill

Artefact dense fill of refuse pit 1044.

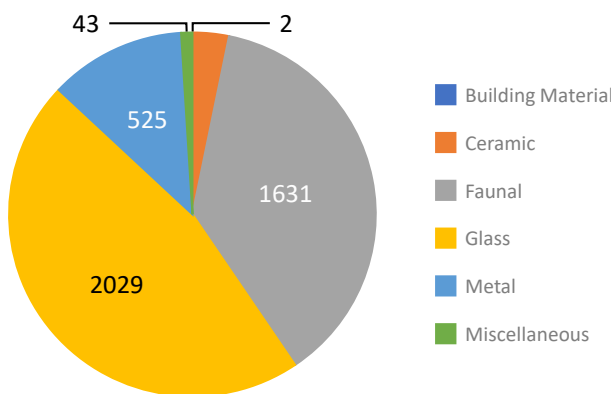
Location	ECC Cess Pit	Type Deposit	Phase 2	to 2	Fragments	4368
Building	Cess	Refuse pit	TPQ	1866	MNV	566

The fill in cesspit 1044 (Contexts 1045, 1282–1284) is a large deposit with 4342 individual fragments and at least 458 vessels or items. At least one third is comprised of animal bone 30% bottle glass. The remainder is comprised of a range of domestic items including tea and table service vessels, sewing tools and accessories and personal items.

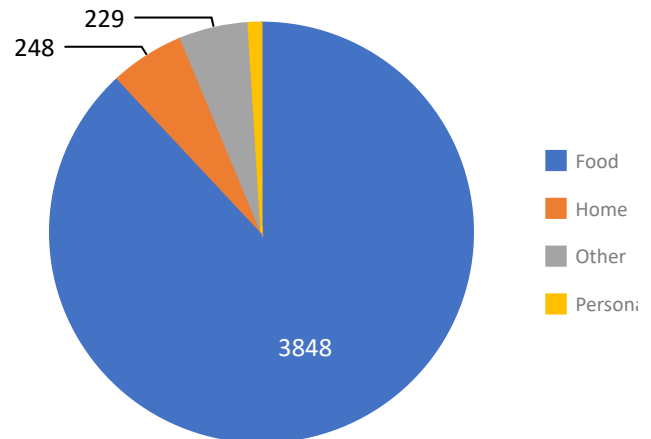
The cesspit backfill contains over 160 complete or near complete items, consistent with a single event backfill. The average weight of sherds is 13g. While many were large items including glass bottles, some small finds including pins and combs were recovered, and some of the domestic ceramics were heavily fragmented and may represent secondary deposition, eg sweepings from huts.

The TPQ of 1866 is set by a Richard Cooper & Co. bottle made in Portobello, Scotland between 1866 and 1885. One fragment of pink and gold banded bone china was recovered and these were popular in the last quarter of the 19th century but may have been made earlier. A deposition date in the late 1860s to mid 1870s is most likely.

Classes



Activity Groups



Class	Sherds	%	MNV	%
Building Materials	2	0.0%		
Ceramic	138	3.2%	51	9.0%
Faunal	1631	37.3%	294	51.9%
Glass	2029	46.5%	117	20.7%
Metal	525	12.0%	67	11.8%
Miscellaneous	43	1.0%	37	6.5%
Total	4368	100%	566	100%

Activity Group	Sherds	%	MNV	%
Food	3848	88.1%	427	75.4%
Home	248	5.7%	85	15.0%
Other	229	5.2%	37	6.5%
Personal	43	1.0%	17	3.0%
Total	4368	100%	566	100%

CPRD Cesspit backfill

Artefact Types

Type Name	Sherds %	MNV %
Building Materials		
	2 0.0%	
Ceramic		
Banded Earthenware	1 0.0%	1 0.2%
Blue and White Chinese Porcelain	4 0.1%	1 0.2%
Coloured body earthenware	2 0.0%	1 0.2%
Flow Transfer-printed earthenware	3 0.1%	2 0.4%
Gilt porcellaneous	3 0.1%	1 0.2%
Hand-painted earthenware	1 0.0%	1 0.2%
Lead-glazed earthenware	1 0.0%	1 0.2%
Relief-moulded stoneware	1 0.0%	1 0.2%
Rockingham ware	2 0.0%	2 0.4%
Salt-glazed Stoneware	6 0.1%	3 0.5%
Sprigged bone china	6 0.1%	2 0.4%
Terracotta	3 0.1%	2 0.4%
Transfer-printed earthenware	73 1.7%	28 4.9%
Transfer-printed stoneware	2 0.0%	1 0.2%
White Earthenware	14 0.3%	0 0.0%
White Porcellaneous	14 0.3%	3 0.5%
Yellow Ware	2 0.0%	1 0.2%
Faunal		
Animal Bone	1629 37.3	292 51.6
Fish Bone	1 0.0%	1 0.2%
Shell	1 0.0%	1 0.2%
Glass		
Bottle – Aerated Waters	3 0.1%	1 0.2%
Bottle – Beer/Wine	185 4.2%	59 10.4
Bottle – Condiments	59 1.4%	9 1.6%
Bottle – Gin/Schnapps	47 1.1%	10 1.8%
Bottle – Pharmacy	30 0.7%	7 1.2%
Bottle – Spirits	4 0.1%	3 0.5%
Bottle – Unidentified	1410 32.3	7 1.2%
Lamp glass	24 0.5%	8 1.4%
Mixed Glass	86 2.0%	0 0.0%

Functional Distributions

Activity	Sherds %	MNV %
Architectural/Structural		
Construction	2 0.0%	
Door Furnishing	1 0.0%	1 0.2%
Fastening	56 1.3%	50 8.8%
Unidentified	1 0.0%	1 0.2%
Window	142 3.3%	4 0.7%
Beverage Service		
Glass	19 0.4%	4 0.7%
Jug	1 0.0%	1 0.2%
Stemmed Glass	19 0.4%	4 0.7%
Beverage Service/Collec		
Jug	2 0.0%	1 0.2%
Beverage Storage		
Bottle	1302 29.8	73 12.9
Clothing		
Belt	2 0.0%	1 0.2%
Closure	1 0.0%	1 0.2%
Shoe	1 0.0%	1 0.2%
Diet		
Fish	1 0.0%	1 0.2%
Game	7 0.2%	7 1.2%
Meat	1538 35.2	238 42.0
Poultry	43 1.0%	39 6.9%
Shell Fish	1 0.0%	1 0.2%
Domestic		
Bottle	1 0.0%	1 0.2%
Lighting	24 0.5%	8 1.4%
Domestic/Clerical		
Aid/Instrument	1 0.0%	1 0.2%
Food Preparation		
Bottle	35 0.8%	3 0.5%
Bowl	2 0.0%	1 0.2%
Unidentified	1 0.0%	1 0.2%
Food Service		
Dish	6 0.1%	1 0.2%
Plate	20 0.5%	6 1.1%
Plate/Dish	24 0.5%	8 1.4%
Tea	33 0.8%	9 1.6%
Tea/Bowl	5 0.1%	3 0.5%

CPRD Cesspit backfill

Tableware – Cut	32 0.7%	6 1.1%
Tableware – Undecorated	3 0.1%	2 0.4%
Tableware – Various	3 0.1%	0 0.0%
Unidentified glass	1 0.0%	1 0.2%
Window Glass	142 3.3%	4 0.7%

Metal

525 12.0 67 11.8

Miscellaneous

16 0.4% 12 2.1%

Button – Bone	1 0.0%	1 0.2%
Clay Pipe	7 0.2%	5 0.9%
Fastener	18 0.4%	18 3.2%
Synthetic	1 0.0%	1 0.2%

Total 4368 100% 566 100%

Unidentified	5 0.1%	2 0.4%
Vessel	2 0.0%	1 0.2%

Food Service/Preparatio

Unidentified	1 0.0%	1 0.2%
--------------	--------	--------

Food Storage

Bottle	22 0.5%	4 0.7%
Bottle stopper	2 0.0%	2 0.4%
Closure	1 0.0%	1 0.2%
Container	407 9.3%	8 1.4%
Jar Lid	4 0.1%	1 0.2%

Food/Beverage Service

Jug/Mug	1 0.0%	1 0.2%
---------	--------	--------

Food/Beverage Storage

Bottle	347 7.9%	7 1.2%
--------	----------	--------

Garden

Pot	3 0.1%	2 0.4%
-----	--------	--------

Jewellery

Hair	1 0.0%	1 0.2%
------	--------	--------

Pharmaceutical

Bottle	30 0.7%	7 1.2%
Jar	1 0.0%	1 0.2%

Recreation

Smoking	7 0.2%	5 0.9%
---------	--------	--------

Sewing

Pin	18 0.4%	18 3.2%
-----	---------	---------

Unidentified

Bottle/Jar	5 0.1%	2 0.4%
Bowl	1 0.0%	1 0.2%
Container	5 0.1%	3 0.5%
Fastener	1 0.0%	1 0.2%
Unidentified	200 4.6%	27 4.8%

Various

Various	13 0.3%	0 0.0%
---------	---------	--------

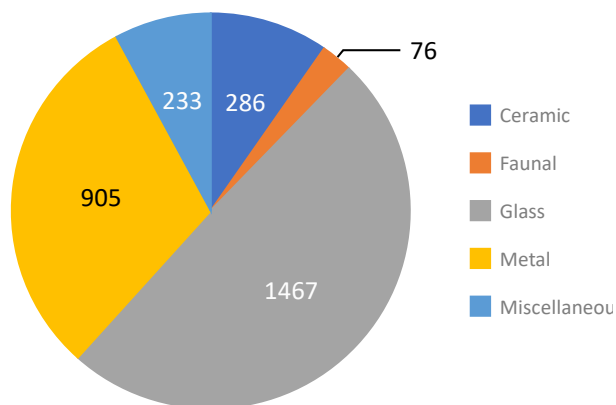
Total 4368 100% 566 100%

YHS21 Context Group Summary

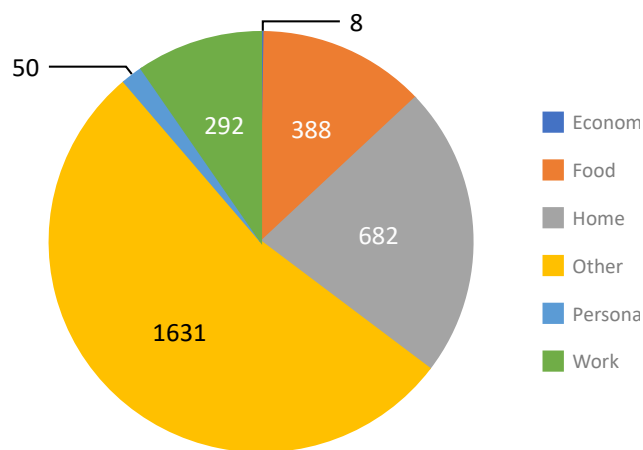
ESD Early School Deposits

Location ECC Building EarSch Type Deposit Various Phase 4 to 4 TPQ 1981 Fragments 2968 MNV 751

Classes



Activity Groups



Class	Sherds %	MNV %
Ceramic	286 9.6%	85 11.3%
Faunal	76 2.6%	34 4.5%
Glass	1467 49.4%	257 34.3%
Metal	905 30.5%	248 33.1%
Miscellaneous	233 7.9%	126 16.8%
Total	2967 100%	750 100%

Activity Group	Sherds %	MNV %
Economy	8 0.3%	8 1.0%
Food	388 12.7%	115 14.1%
Home	682 22.4%	254 31.2%
Other	1631 53.5%	256 31.4%
Personal	50 1.6%	26 3.2%
Work	292 9.6%	156 19.1%
Total	3051 100%	815 100%

ESD Early School Deposits

Artefact Types

Type Name	Sherds %	MNV %
Ceramic		
Gilt Porcelain	10 0.3%	3 0.4%
Glazed earthenware	8 0.3%	2 0.3%
Hand-painted earthenware	1 0.0%	1 0.1%
Hand-painted Porcelain	4 0.1%	0 0.0%
Industrial Ceramic	1 0.0%	1 0.1%
Lithographic Printed Porcelain	1 0.0%	1 0.1%
Lustre ware	5 0.2%	2 0.3%
Mixed Ceramics	212 7.1%	52 6.9%
Sprigged earthenware	1 0.0%	1 0.1%
Transfer-printed earthenware	15 0.5%	8 1.1%
Transfer-printed stoneware	5 0.2%	3 0.4%
Unadorned Chinese Porcelain	1 0.0%	1 0.1%
White Earthenware	4 0.1%	1 0.1%
White Porcelain	15 0.5%	6 0.8%
White Stoneware	3 0.1%	3 0.4%
Faunal		
Animal Bone	70 2.4%	31 4.1%
Shell	6 0.2%	3 0.4%
Glass		
Bottle – Aerated Waters	1 0.0%	1 0.1%
Bottle – Beer/Wine	111 3.7%	36 4.8%
Bottle – Clerical	94 3.2%	46 6.1%
Bottle – Condiments	7 0.2%	5 0.7%
Bottle – Gin/Schnapps	5 0.2%	2 0.3%
Bottle – Milk	2 0.1%	0 0.0%
Bottle – Pharmacy	27 0.9%	3 0.4%
Bottle – Unidentified	119 4.0%	13 1.7%
Containers	6 0.2%	4 0.5%
Domestic glass	12 0.4%	2 0.3%
Mixed Glass	539 18.2	107 14.3
Personal items	1 0.0%	1 0.1%
Scientific Glass	2 0.1%	2 0.3%
Tableware – Cut	1 0.0%	1 0.1%
Tableware – Decorated	1 0.0%	1 0.1%
Tableware – Mould Blown	2 0.1%	2 0.3%

Functional Distributions

Activity	Sherds %	MNV %
Architectural/Non-Struct		
Electrical	1 0.0%	1 0.1%
Fixture	4 0.1%	3 0.4%
Architectural/Structural		
Fastening	266 9.0%	216 28.8
Window	378 12.7	15 2.0%
Beverage Service		
Glass	3 0.1%	3 0.4%
Jug	1 0.0%	1 0.1%
Mug	1 0.0%	1 0.1%
Beverage Storage		
Bottle	193 6.5%	39 5.2%
Clerical		
Bottle	93 3.1%	45 6.0%
Compass	4 0.1%	3 0.4%
Ink	13 0.4%	8 1.1%
Pen	45 1.5%	45 6.0%
Pencil	64 2.2%	12 1.6%
Clothing		
Belt	1 0.0%	1 0.1%
Closure	11 0.4%	11 1.5%
Manufacturing	1 0.0%	1 0.1%
Military Uniform	1 0.0%	1 0.1%
Collectibles/Decorative		
Unidentified	4 0.1%	0 0.0%
Diet		
Meat	25 0.8%	22 2.9%
Shell Fish	6 0.2%	3 0.4%
Domestic		
Container	2 0.1%	2 0.3%
Electrical	1 0.0%	1 0.1%
Fixture	1 0.0%	1 0.1%
Furnishing	1 0.0%	1 0.1%
Security	4 0.1%	4 0.5%
Vase	12 0.4%	2 0.3%
Economy		
Coin	5 0.2%	5 0.7%
Firearms		
Ammunition	3 0.1%	3 0.4%

ESD Early School Deposits

Tableware – Pressed	2 0.1%	2 0.3%
Unidentified glass	157 5.3%	14 1.9%
Window Glass	378 12.7	15 2.0%

Metal

904 30.5 247 32.9

Composite and Misc	1 0.0%	1 0.1%
--------------------	--------	--------

Miscellaneous

216 7.3% 109 14.5

Button	8 0.3%	8 1.1%
--------	--------	--------

Button – Ceramic	1 0.0%	1 0.1%
------------------	--------	--------

Button – Metal	3 0.1%	3 0.4%
----------------	--------	--------

Fastener	2 0.1%	2 0.3%
----------	--------	--------

Firearm	3 0.1%	3 0.4%
---------	--------	--------

Total	2967 100%	750 100%
--------------	------------------	-----------------

Food Preparation

Bowl	7 0.2%	1 0.1%
------	--------	--------

Food Service

Dish	1 0.0%	1 0.1%
------	--------	--------

Plate	13 0.4%	8 1.1%
-------	---------	--------

Plate/Dish	8 0.3%	4 0.5%
------------	--------	--------

Tea	70 2.4%	8 1.1%
-----	---------	--------

Food Storage

Bottle	12 0.4%	6 0.8%
--------	---------	--------

Cap	4 0.1%	3 0.4%
-----	--------	--------

Jar	4 0.1%	2 0.3%
-----	--------	--------

Food/Beverage Storage

Bottle	28 0.9%	4 0.5%
--------	---------	--------

Jewellery

Earring	1 0.0%	1 0.1%
---------	--------	--------

Pendant	1 0.0%	1 0.1%
---------	--------	--------

Manufacturing

Tool	29 1.0%
------	---------

Personal

Bottle	1 0.0%	1 0.1%
--------	--------	--------

Chain	1 0.0%	1 0.1%
-------	--------	--------

Parasol	1 0.0%	1 0.1%
---------	--------	--------

Spectacle Lens	1 0.0%	1 0.1%
----------------	--------	--------

Pharmaceutical

Bottle	27 0.9%	3 0.4%
--------	---------	--------

Recreation

Game piece	1 0.0%	1 0.1%
------------	--------	--------

Research

Laboratory	2 0.1%	2 0.3%
------------	--------	--------

Research/Clerical

Unidentified	1 0.0%	1 0.1%
--------------	--------	--------

Sewing

Pin	1 0.0%	1 0.1%
-----	--------	--------

Transport

Horse	2 0.1%	2 0.3%
-------	--------	--------

Unidentified

Bottle	7 0.2%	5 0.7%
--------	--------	--------

Container	17 0.6%	7 0.9%
-----------	---------	--------

Decorative Element	2 0.1%	1 0.1%
--------------------	--------	--------

Electrical	1 0.0%	1 0.1%
------------	--------	--------

Fastening	2 0.1%	2 0.3%
-----------	--------	--------

ESD Early School Deposits

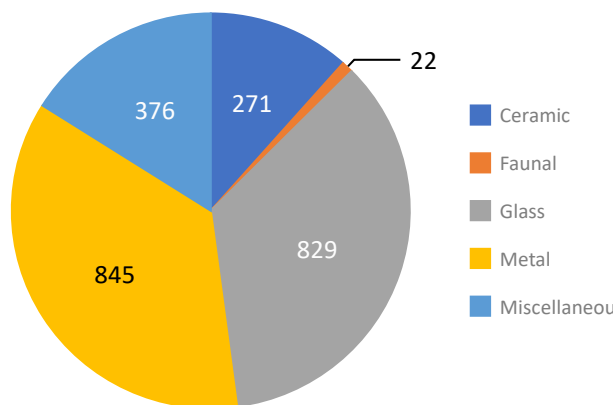
Jar	1 0.0%	1 0.1%
Jar/Cup	17 0.6%	1 0.1%
Mechanical	2 0.1%	1 0.1%
Seal	2 0.1%	2 0.3%
Tag	1 0.0%	1 0.1%
Unidentified	1397 47.1	174 23.2
Various		
Various	158 5.3%	51 6.8%
Total	2967 100%	750 100%

YHS21 Context Group Summary

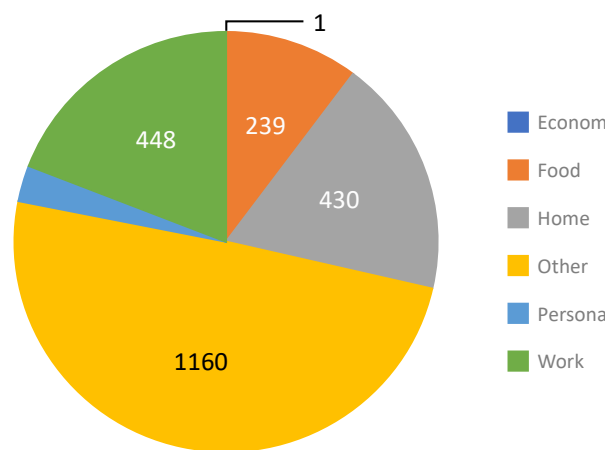
ESRD Early School refuse deposits

Location ECC Building EarSch Type Deposit Refuse pit Phase 3 to 4 TPQ 1923 Fragments 2343 MNV 522

Classes



Activity Groups



Class	Sherds %	MNV %
Ceramic	271 11.6	36 6.9%
Faunal	22 0.9%	5 1.0%
Glass	829 35.4	90 17.2
Metal	845 36.1	194 37.2
Miscellaneous	376 16.0	197 37.7
Total	2343 100%	522 100%

Activity Group	Sherds %	MNV %
Economy	1 0.0%	1 0.2%
Food	239 10.2	53 10.2
Home	430 18.4	209 40.0
Other	1160 49.5	67 12.8
Personal	65 2.8%	34 6.5%
Work	448 19.1	158 30.3
Total	2343 100%	522 100%

Artefact Types

Type Name	Sherds %	MNV %
Ceramic		
Gilt Porcelain	13 0.6%	2 0.4%
Glazed earthenware	1 0.0%	1 0.2%
Glazed Stoneware	6 0.3%	3 0.6%
Glazed Terracotta	1 0.0%	1 0.2%
Ironstone Earthenware	21 0.9%	4 0.8%
Japanese Porcelain	11 0.5%	2 0.4%
Mixed Ceramics	64 2.7%	3 0.6%
Relief-moulded earthenware	31 1.3%	3 0.6%
Relief-moulded stoneware	23 1.0%	1 0.2%
Salt-glazed Stoneware	48 2.0%	1 0.2%
White Earthenware	13 0.6%	3 0.6%
White Porcelain	18 0.8%	9 1.7%
White Porcellaneous	21 0.9%	3 0.6%
Faunal		
Animal Bone	22 0.9%	5 1.0%
Glass		
Bottle – Aerated Waters	14 0.6%	3 0.6%
Bottle – Beer/Wine	48 2.0%	9 1.7%
Bottle – Clerical	24 1.0%	10 1.9%
Bottle – Gin/Schnapps	3 0.1%	1 0.2%
Bottle – Pharmacy	31 1.3%	3 0.6%
Bottle – Unidentified	29 1.2%	14 2.7%
Containers	2 0.1%	1 0.2%
Domestic glass	71 3.0%	5 1.0%
Lamp glass	7 0.3%	2 0.4%
Mixed Glass	308 13.1	16 3.1%
Personal items	2 0.1%	2 0.4%
Scientific Glass	56 2.4%	5 1.0%
Tableware – Mould Blown	7 0.3%	3 0.6%
Tableware – Pressed	6 0.3%	2 0.4%
Tableware – Undecorated	3 0.1%	2 0.4%
Unidentified glass	85 3.6%	5 1.0%
Window Glass	133 5.7%	7 1.3%
Metal		
	845 36.1	194 37.2
Miscellaneous		

Functional Distributions

Activity	Sherds %	MNV %
Architectural/Non-Struct		
Door	1 0.0%	1 0.2%
Fastening	1 0.0%	1 0.2%
Fixture	2 0.1%	2 0.4%
Unidentified	1 0.0%	1 0.2%
Architectural/Structural		
Fastening	211 9.0%	185 35.4
Window	133 5.7%	7 1.3%
Beverage Service		
Glass	12 0.5%	5 1.0%
Stemmed Glass	2 0.1%	1 0.2%
Beverage Storage		
Bottle	65 2.8%	13 2.5%
Bottle Cap	2 0.1%	2 0.4%
Clerical		
Bottle	72 3.1%	11 2.1%
Case	2 0.1%	1 0.2%
Compass	5 0.2%	3 0.6%
Fastener	6 0.3%	4 0.8%
Pen	176 7.5%	116 22.2
Pencil	106 4.5%	12 2.3%
Pin	4 0.2%	4 0.8%
Stationary	18 0.8%	
Unidentified	1 0.0%	1 0.2%
Clothing		
Closure	11 0.5%	10 1.9%
Footwear	13 0.6%	13 2.5%
Pin	5 0.2%	3 0.6%
Shoe	2 0.1%	2 0.4%
Collectibles/Decorative		
Figurine	1 0.0%	1 0.2%
Unidentified	1 0.0%	1 0.2%
Vase	6 0.3%	1 0.2%
Diet		
Meat	5 0.2%	4 0.8%
Domestic		
Lighting	7 0.3%	2 0.4%
Vase	62 2.6%	3 0.6%
Economy		

ESRD Early School refuse deposits

	339	14.5	165	31.6
Button	6	0.3%	5	1.0%
Button – Ceramic	3	0.1%	3	0.6%
Button – Metal	1	0.0%	1	0.2%
Clay Pipe	1	0.0%	1	0.2%
Fastener	24	1.0%	20	3.8%
Firearm	1	0.0%	1	0.2%
Synthetic	1	0.0%	1	0.2%
Total	2343	100%	522	100%

Coin	1	0.0%	1	0.2%
------	---	------	---	------

Firearms

Ammunition	1	0.0%	1	0.2%
------------	---	------	---	------

Food Preparation

Bowl	50	2.1%	2	0.4%
------	----	------	---	------

Dish	3	0.1%	1	0.2%
------	---	------	---	------

Food Service

Dish	3	0.1%	2	0.4%
------	---	------	---	------

Dish/Plate	8	0.3%	1	0.2%
------------	---	------	---	------

Plate	18	0.8%	2	0.4%
-------	----	------	---	------

Plate/Dish	4	0.2%	1	0.2%
------------	---	------	---	------

Tea	49	2.1%	10	1.9%
-----	----	------	----	------

Food Storage

Container	3	0.1%	2	0.4%
-----------	---	------	---	------

Jar	2	0.1%	1	0.2%
-----	---	------	---	------

Food/Beverage Storage

Bottle	13	0.6%	6	1.1%
--------	----	------	---	------

Jewellery

Decorative element	1	0.0%	1	0.2%
--------------------	---	------	---	------

Manufacturing

Tool	1	0.0%		
------	---	------	--	--

Personal

Bottle/Jar	1	0.0%	1	0.2%
------------	---	------	---	------

Personal/Collectibles/D

Bottle/Figurine	1	0.0%	1	0.2%
-----------------	---	------	---	------

Pharmaceutical

Bottle	31	1.3%	3	0.6%
--------	----	------	---	------

Recreation

Smoking	1	0.0%	1	0.2%
---------	---	------	---	------

Research

Laboratory	56	2.4%	5	1.0%
------------	----	------	---	------

Sewing

Pin	4	0.2%	4	0.8%
-----	---	------	---	------

Unidentified

Bottle	16	0.7%	8	1.5%
--------	----	------	---	------

Bottle/Jar	1	0.0%	1	0.2%
------------	---	------	---	------

Container	99	4.2%	2	0.4%
-----------	----	------	---	------

Jar	4	0.2%	2	0.4%
-----	---	------	---	------

Jar Lid	5	0.2%	2	0.4%
---------	---	------	---	------

Unidentified	961	41.0	47	9.0%
--------------	-----	------	----	------

ESRD Early School refuse deposits

Various			
Various	73 3.1%	4 0.8%	
Total	2343 100%	522 100%	

YHS21 Context Group Summary

FTS Former topsoil

Former topsoil (A, P, J, M)

Location NBB/HAAS Aboriginal Building Other	Type Deposit Former Topsoil	Phase 2 to 3 TPQ 1975	Fragments 9157 MNV 2182
---	-----------------------------	-----------------------	-------------------------

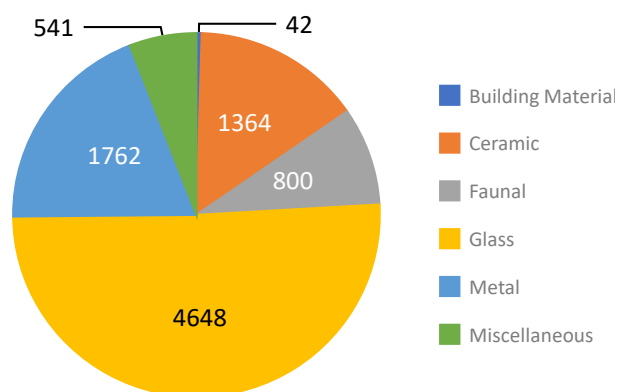
The former topsoil deposit is a large group (Contexts 1017, 1018, 1048, 1098, 1104, 1164, 1175, 1194, 1195, 1198 and 1266) with 9157 fragments from an estimated 2182 items, weighing a total of 31.5kg. The majority is comprised of nails and other construction waste. Tablewares, bottles, decorative and sewing items and animal bone were also recovered. Seven police buttons, two badges, two police issue firearm projectiles or cartridges, a police issue rifle clip along with 10 other items of ammunition were recovered. The deposit also includes a total of 233 fragments of worked lithic waste from various source materials. Laboratory equipment in the form of microscope slides, a beaker stirrer and a mixing slab were also recovered.

The assemblage is a heavily fragmented with an average weight of 3.4g. Only 653 items were complete or near complete and nearly all were small finds. The remainder was estimated to be 5% complete or less, or the percentage complete was inestimable. The presence of so many small things in such a large group suggests that it was derived, in part, from sweepings or possibly the disposal of a uniform cache.

There were two conjoins between 1175 and 1017 and one between 1164 and 1175.

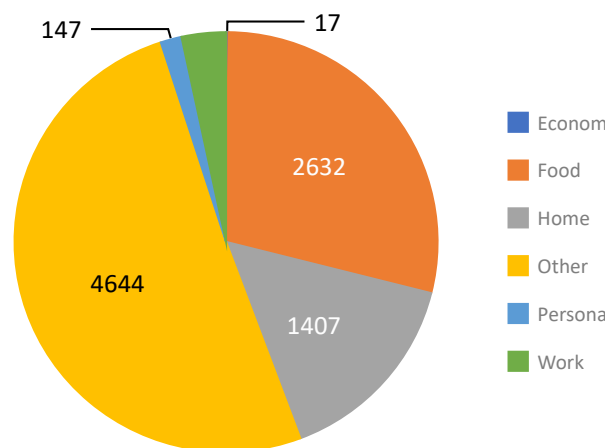
The former topsoil deposits comprises a range of material culture dating from the mid-19th to the late-20th century. Ten coins ranging from 1916 to 1975 were amongst at least 174 items (1342 fragments) post-dating 1900 and suggesting an accumulation of material up until to 1970s. Despite this, at least 82 items (160 fragments) pre-date 1902, including at least two Doulton's 'Wattle' pattern plates or dishes (1892–1902) and the seven police uniform buttons (1836–1901).

Classes



Class	Sherds %	MNV %
Building Materials	42 0.5%	
Ceramic	1364 14.9	265 12.1
Faunal	800 8.7%	130 6.0%
Glass	4648 50.8	669 30.7
Metal	1762 19.2	894 41.0
Miscellaneous	541 5.9%	224 10.3

Activity Groups



Activity Group	Sherds %	MNV %
Economy	17 0.2%	17 0.8%
Food	2632 28.7	462 21.2
Home	1407 15.4	932 42.7
Other	4644 50.7	631 28.9
Personal	147 1.6%	89 4.1%
Work	310 3.4%	51 2.3%

FTS Former topsoil

Total 9157 100% 2182 100% **Total** 9157 100% 2182 100%

FTS Former topsoil

Artefact Types

Type Name	Sherds %	MNV %
Building Materials		
	42 0.5%	
Ceramic		
Banded Earthenware	2 0.0%	2 0.1%
Banded Porcellaneous	11 0.1%	2 0.1%
Blue and White Chinese Porcelain	1 0.0%	1 0.0%
Bristol ware	10 0.1%	4 0.2%
Coloured body earthenware	1 0.0%	1 0.0%
Coloured body stoneware	2 0.0%	1 0.0%
Creamware	7 0.1%	0 0.0%
Dual-glazed stoneware	16 0.2%	3 0.1%
Flow Transfer-printed earthenware	27 0.3%	14 0.6%
Gilt Porcelain	1 0.0%	1 0.0%
Glazed earthenware	2 0.0%	1 0.0%
Hand-painted earthenware	1 0.0%	1 0.0%
Hand-painted porcelain	5 0.1%	2 0.1%
Industrial Slip Ware	1 0.0%	1 0.0%
Lithographic Printed Porcelain	1 0.0%	1 0.0%
Mixed Ceramics	682 7.4%	60 2.7%
Oriental stoneware	1 0.0%	1 0.0%
Polychrome Chinese Porcelain	13 0.1%	4 0.2%
Relief-moulded earthenware	9 0.1%	4 0.2%
Relief-moulded porcelain	2 0.0%	2 0.1%
Relief-moulded Porcellaneous	3 0.0%	0 0.0%
Relief-moulded stoneware	13 0.1%	6 0.3%
Rockingham ware	4 0.0%	1 0.0%
Salt-glazed Stoneware	26 0.3%	7 0.3%
Sponge ware	16 0.2%	9 0.4%
Sprigged bone china	8 0.1%	4 0.2%
Sprigged earthenware	1 0.0%	1 0.0%
Terracotta	4 0.0%	3 0.1%
Transfer-printed earthenware	317 3.5%	103 4.7%

Functional Distributions

Activity	Sherds %	MNV %
Architectural/Non-Struct		
Decorative Element	1 0.0%	1 0.0%
Door Furnishing	1 0.0%	1 0.0%
Furnishing	3 0.0%	3 0.1%
Architectural/Structural		
Construction	42 0.5%	
Fastening	1046 11.4	838 38.4
Window	221 2.4%	36 1.6%
Architectural/Structural/		
Window	1 0.0%	1 0.0%
Beverage Service		
Glass	15 0.2%	6 0.3%
Jug	10 0.1%	3 0.1%
Stemmed Glass	14 0.2%	6 0.3%
Beverage Service/Collec		
Jug/Vase	3 0.0%	2 0.1%
Beverage Service/Hygie		
Jug	13 0.1%	1 0.0%
Beverage Storage		
Bottle	1673 18.3	133 6.1%
Clerical		
Book	1 0.0%	1 0.0%
Bottle	23 0.3%	8 0.4%
Cap	2 0.0%	2 0.1%
Compass	2 0.0%	1 0.0%
Fastener	1 0.0%	1 0.0%
Ink	6 0.1%	4 0.2%
Pen	3 0.0%	2 0.1%
Pencil	7 0.1%	6 0.3%
Pin	3 0.0%	1 0.0%
Protractor	1 0.0%	1 0.0%
Slate	4 0.0%	3 0.1%
Split Pin	2 0.0%	2 0.1%
Stationary	1 0.0%	1 0.0%
Clothing		
Accoutrement	1 0.0%	1 0.0%
Belt	1 0.0%	1 0.0%
Closure	13 0.1%	13 0.6%
Fastener	1 0.0%	1 0.0%

FTS Former topsoil

Transfer-printed stoneware	1 0.0%	1 0.0%
Unidentified ceramic	1 0.0%	1 0.0%
White Earthenware	117 1.3%	6 0.3%
White Porcelain	27 0.3%	8 0.4%
White Porcellaneous	25 0.3%	4 0.2%
White Stoneware	4 0.0%	3 0.1%
Yellow Ware	2 0.0%	2 0.1%

Faunal

Animal Bone	791 8.6%	123 5.6%
Animal bone (?)	4 0.0%	4 0.2%
Shell	5 0.1%	3 0.1%

Glass

Bottle – Aerated Waters	8 0.1%	4 0.2%
Bottle – Beer/Wine	1298 14.2	97 4.4%
Bottle – Clerical	8 0.1%	6 0.3%
Bottle – Condiments	77 0.8%	25 1.1%
Bottle – Gin/Schnapps	13 0.1%	3 0.1%
Bottle – Personal	12 0.1%	4 0.2%
Bottle – Pharmacy	64 0.7%	26 1.2%
Bottle – Unidentified	739 8.1%	109 5.0%
Containers	17 0.2%	3 0.1%
Domestic glass	7 0.1%	5 0.2%
Lamp glass	11 0.1%	2 0.1%
Mixed Glass	2129 23.2	327 15.0
Scientific Glass	7 0.1%	4 0.2%
Tableware – Cut	10 0.1%	3 0.1%
Tableware – Etched	4 0.0%	3 0.1%
Tableware – Pressed	7 0.1%	3 0.1%
Tableware – Undecorated	5 0.1%	4 0.2%
Tableware – Various	6 0.1%	2 0.1%
Unidentified glass	4 0.0%	2 0.1%
Window Glass	222 2.4%	37 1.7%

Metal

	1756 19.2	888 40.7
Composite and Misc	6 0.1%	6 0.3%

Miscellaneous

	430 4.7%	135 6.2%
Button	1 0.0%	1 0.0%
Button – Ceramic	3 0.0%	3 0.1%
Button – Composite	3 0.0%	3 0.1%
Button – Metal	10 0.1%	10 0.5%

Fastening	1 0.0%	1 0.0%
Pin	3 0.0%	2 0.1%
Police Uniform	9 0.1%	9 0.4%
Sewing	1 0.0%	1 0.0%
Uniform	1 0.0%	1 0.0%

Collectibles/Decorative

Decorative element	1 0.0%	1 0.0%
Unidentified	7 0.1%	4 0.2%

Diet

Game	25 0.3%	22 1.0%
Meat	74 0.8%	41 1.9%
Poultry	1 0.0%	1 0.0%
Shell Fish	5 0.1%	3 0.1%

Domestic

Bottle	1 0.0%	1 0.0%
Case	3 0.0%	1 0.0%
Lighting	11 0.1%	2 0.1%
Security	1 0.0%	1 0.0%

Economy

Coin	11 0.1%	11 0.5%
Token	1 0.0%	1 0.0%

Firearms

Accoutrement	1 0.0%	1 0.0%
Ammunition	13 0.1%	13 0.6%

Food Preparation

Bottle	10 0.1%	4 0.2%
Bowl	2 0.0%	1 0.0%
Jar/Mug	1 0.0%	1 0.0%
Unidentified	1 0.0%	1 0.0%

Food Preparation/Bever

Bowl/Jug	1 0.0%	1 0.0%
----------	--------	--------

Food Service

Bowl	3 0.0%	2 0.1%
Cup	12 0.1%	3 0.1%
Cutlery	3 0.0%	3 0.1%
Dining	2 0.0%	1 0.0%
Dish	31 0.3%	19 0.9%
Dish/Plate	3 0.0%	1 0.0%
Dish/Saucer	3 0.0%	1 0.0%
Plate	40 0.4%	22 1.0%
Plate/Dish	121 1.3%	30 1.4%
Tea	49 0.5%	24 1.1%

FTS		Former topsoil	
Clay Pipe	10 0.1%	8 0.4%	
Fastener	53 0.6%	42 1.9%	
Firearm	13 0.1%	13 0.6%	
Firearm: Pistol/shotgun	1 0.0%	1 0.0%	
Synthetic	10 0.1%	3 0.1%	
Uniform	3 0.0%	3 0.1%	
Wire	4 0.0%	2 0.1%	
Total	9157 100%	2182 100%	

Food Service/Collectible

Dish	1 0.0%	1 0.0%
Unidentified	1 0.0%	1 0.0%

Food Service/Hygiene

Dish/Bowl	1 0.0%	1 0.0%
Unidentified	1 0.0%	1 0.0%

Food Service/Preparatio

Unidentified	4 0.0%	1 0.0%
--------------	--------	--------

Food Storage

Bottle	60 0.7%	18 0.8%
Bottle stopper	4 0.0%	2 0.1%
Bottle Stopper and Wire	1 0.0%	1 0.0%
Cap	2 0.0%	1 0.0%
Closure	2 0.0%	2 0.1%
Container	13 0.1%	4 0.2%
Jar	7 0.1%	2 0.1%
Sea Food	1 0.0%	1 0.0%
Soda	2 0.0%	2 0.1%

Food/Beverage Service

Bottle	1 0.0%	1 0.0%
Glass	1 0.0%	1 0.0%

Food/Beverage Storage

Bottle	326 3.6%	59 2.7%
--------	----------	---------

Garden

Pot	1 0.0%	1 0.0%
-----	--------	--------

Hygiene

Hair	9 0.1%	2 0.1%
Jar	7 0.1%	1 0.0%

Jewellery

Decorative element	4 0.0%	4 0.2%
--------------------	--------	--------

Manufacturing

Tool	233 2.5%	
------	----------	--

Native animal

Unidentified	40 0.4%	1 0.0%
--------------	---------	--------

Personal

Bottle	18 0.2%	4 0.2%
Horse	1 0.0%	1 0.0%
Jar	2 0.0%	1 0.0%
Unidentified	7 0.1%	5 0.2%

Pharmaceutical

Ampoule	1 0.0%	1 0.0%
Bottle	64 0.7%	26 1.2%
Jar	1 0.0%	1 0.0%

Recreation

Doll	1 0.0%	1 0.0%
Game piece	6 0.1%	6 0.3%
Smoking	10 0.1%	8 0.4%
Toy	1 0.0%	1 0.0%

Research

Laboratory	2 0.0%	2 0.1%
Microscope	4 0.0%	1 0.0%
Mixing	1 0.0%	1 0.0%

Sewing

Pin	45 0.5%	37 1.7%
Thimble	6 0.1%	1 0.0%
Thread	1 0.0%	1 0.0%

Transport

Horse	5 0.1%	5 0.2%
-------	--------	--------

Unidentified

Bottle	105 1.1%	31 1.4%
Bottle/Jar	5 0.1%	2 0.1%
Component	1 0.0%	1 0.0%
Container	10 0.1%	5 0.2%
Dish/Bowl	1 0.0%	1 0.0%
Fastener	10 0.1%	3 0.1%
Fastening	1 0.0%	1 0.0%
Jar	3 0.0%	1 0.0%
Jug	8 0.1%	2 0.1%
Lid	1 0.0%	1 0.0%
Lid/Stopper	1 0.0%	1 0.0%
Plate/Dish	1 0.0%	0 0.0%
Pot	1 0.0%	1 0.0%
Unidentified	3564 38.9	495 22.7
Various	8 0.1%	4 0.2%

Various

Various	871 9.5%	72 3.3%
---------	----------	---------

FTS Former topsoil

Total 9157 100% 2182 100%

YHS21 Context Group Summary

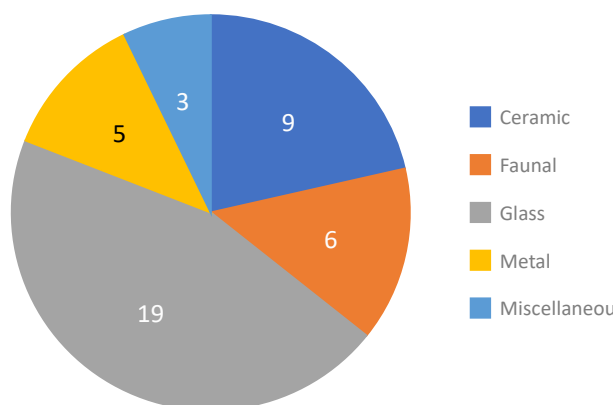
GCRD Gold Commissioner refuse pit

Location	ECC Gold Commissioner?	Type	Deposit	Phase 2	to 2	Fragments	42
Building	GCHut		Refuse pit	TPQ	1853	MNV	18

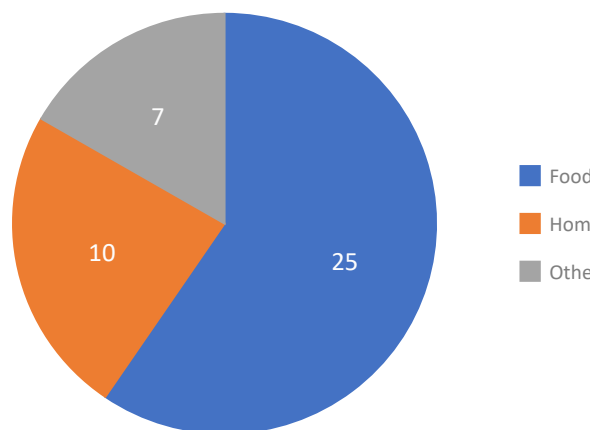
The refuse pit backfill potentially associated with the Gold Commissioner's quarters (Context 1245) is a small deposit with only 42 fragments from at least 18 items. It comprises a range of domestic items, including bottle glass, a tumbler, decorated table glass, lamp glass, two sewing pins, a decorative bone china plate, a Rockingham teapot or jug and a small fragment of fine, polychrome Chinese porcelain. The presence of five nails suggests construction activities.

The assemblage is a heavily fragmented with an average weight of 2.6g. Only two items were complete and both were nails. The remainder was estimated to be 5% complete or less, or the percentage complete was inestimable. The fill dates from at least 1853 based on the wire nail (YHS3866). Few other fragments in the assemblage are readily dateable. The deposit is characteristically mid-to-late 19th century.

Classes



Activity Groups



Class	Sherds %	MNV %
Ceramic	9 21.4	4 22.2
Faunal	6 14.3	1 5.6%
Glass	19 45.2	7 38.9
Metal	5 11.9	4 22.2
Miscellaneous	3 7.1%	2 11.1
Total	42 100%	18 100%

Activity Group	Sherds %	MNV %
Food	25 59.5	9 50.0
Home	10 23.8	7 38.9
Other	7 16.7	2 11.1
Total	42 100%	18 100%

Artefact Types

Type Name	Sherds %	MNV %
Ceramic		
Ironstone Earthenware	2 4.8%	1 5.6%
Polychrome Chinese Porcelain	1 2.4%	1 5.6%
Relief-moulded Porcellaneous	5 11.9 %	1 5.6%
Rockingham ware	1 2.4%	1 5.6%
Faunal		
Animal Bone	6 14.3	1 5.6%
Glass		
Bottle – Unidentified	15 35.7	4 22.2
Lamp glass	2 4.8%	1 5.6%
Tableware – Mould Blown	1 2.4%	1 5.6%
Tableware – Undecorated	1 2.4%	1 5.6%
Metal		
	5 11.9	4 22.2
Miscellaneous		
Fastener	3 7.1%	2 11.1
Total	42 100%	18 100%

Functional Distributions

Activity	Sherds %	MNV %
Architectural/Structural		
Fastening	5 11.9	4 22.2
Beverage Service		
Glass	1 2.4%	1 5.6%
Stemmed Glass	1 2.4%	1 5.6%
Beverage Storage		
Bottle	9 21.4	1 5.6%
Domestic		
Lighting	2 4.8%	1 5.6%
Food Service		
Plate	7 16.7	2 11.1
Food/Beverage Service		
Tea/Jug	1 2.4%	1 5.6%
Food/Beverage Storage		
Bottle	6 14.3	3 16.7
Sewing		
Pin	3 7.1%	2 11.1
Unidentified		
Unidentified	7 16.7	2 11.1
Total	42 100%	18 100%

YHS21 Context Group Summary

GHDO Garden Hut Other Deposits Orange sandy clay deposit

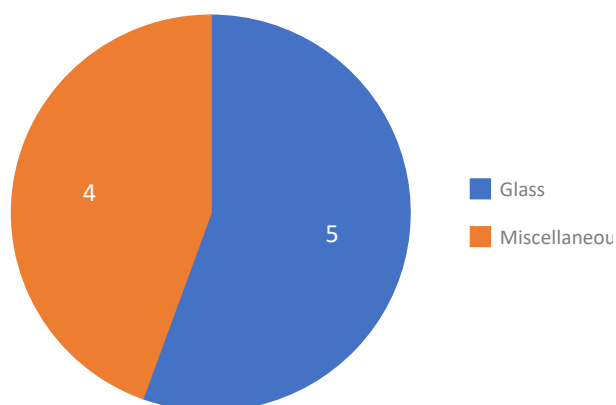
Location NCC	Type Deposit	Phase 2	to 3	Fragments 9
Building GarHut	Other	TPQ 1864		MNV 6

The orange sandy clay deposit associated with the Garden Hut (Context 1069) is a small deposit with 9 fragments from at least 6 items.

The assemblage is a heavily fragmented with an average weight of 3.4g. While the split pin was complete it is a small item and the remaining fragments are 5% complete or less.

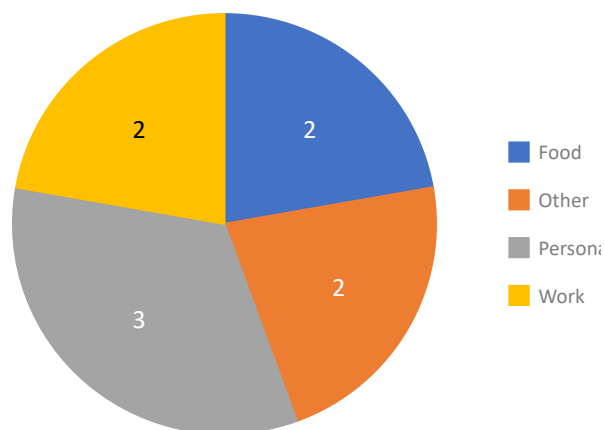
The deposit dates from at least 1864 based on the presence of a clerical fastener similar to Hart's Patent which was patented around by 1864 (YHS3391, http://www.officemuseum.com/stapler_gallery_miscellaneous.htm).

Classes



Class	Sherds	%	MNV	%
Glass	5	55.6	4	66.7
Miscellaneous	4	44.4	2	33.3
Total	9	100%	6	100%

Activity Groups



Activity Group	Sherds	%	MNV	%
Food	2	22.2	2	33.3
Other	2	22.2	1	16.7
Personal	3	33.3	2	33.3
Work	2	22.2	1	16.7
Total	9	100%	6	100%

GHDO Garden Hut Other Deposits

Artefact Types

Type Name	Sherds %	MNV %
Glass		
Bottle – Pharmacy	3 33.3	2 33.3
Bottle – Unidentified	2 22.2	2 33.3
Miscellaneous		
	2 22.2	1 16.7
Fastener	2 22.2	1 16.7
Total	9 100%	6 100%

Functional Distributions

Activity	Sherds %	MNV %
Beverage Storage		
Bottle	2 22.2	2 33.3
Clerical		
Pin	2 22.2	1 16.7
Pharmaceutical		
Bottle	3 33.3	2 33.3
Unidentified		
Unidentified	2 22.2	1 16.7
Total	9 100%	6 100%

YHS21 Context Group Summary

GPHH Garden Hut Postholes

Group of posthole fills associated with the Garden Hut

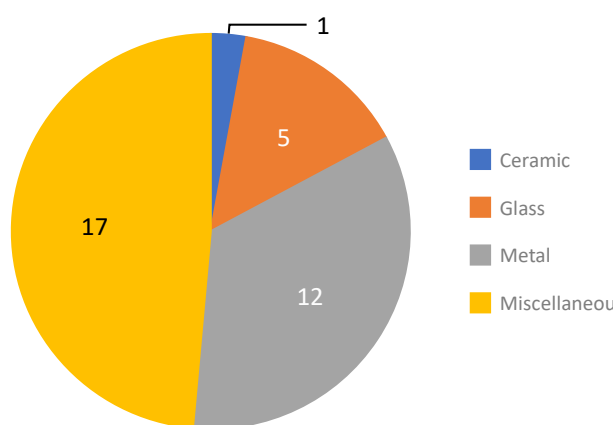
Location NCC "Garden" Hut	Type Fill	Phase 2	to 2	Fragments 35
Building GarHut	Posthole	TPQ 1853		MNV 22

At least 35 fragments, and over 22 vessels or items, were recovered from postholes associated with the 'Garden' Hut (Contexts 1031, 1077, 1084, 1086, 1087, 1093, 1095, 1169 and 1171). In addition to nails and other building materials typical of posthole backfills, several domestic items were recovered. They include at least 14 sewing artefacts (pins, a thimble and a hook and eye), some bottle glass, small fragments of porcelain and white earthenware, a slate pencil and the projectile from a Colt revolver.

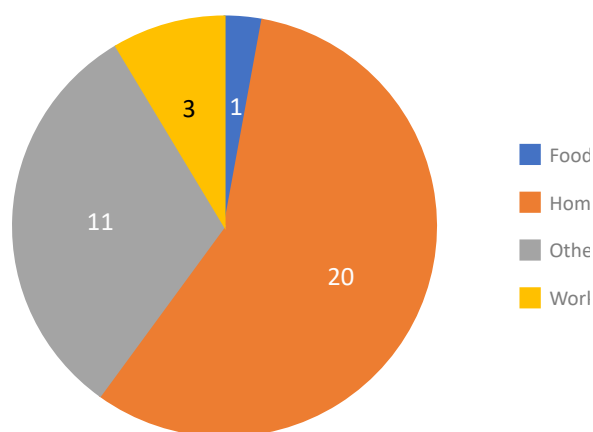
The posthole backfills contained at least six near complete items but all were small finds, including sewing pins and tools, nails and ammunition. The remainder is heavily fragmented. This is consistent with the underfloor deposits or interior domestic occupation that may have accumulated around the posthole.

Collectively, the TPQ of the posthole backfills is 1853 based on two wire nails recovered from Contexts 1171 and 1093. In addition, the remains of a bullet for an 1851 Colt revolver was recovered from Context 1084 (YHS3001).

Classes



Activity Groups



Class	Sherds %	MNV %
Ceramic	1 2.9%	1 4.5%
Glass	5 14.3	5 22.7
Metal	12 34.3	3 13.6
Miscellaneous	17 48.6	13 59.1
Total	35 100%	22 100%

Activity Group	Sherds %	MNV %
Food	1 2.9%	1 4.5%
Home	20 57.1	15 68.2
Other	11 31.4	4 18.2
Work	3 8.6%	2 9.1%
Total	35 100%	22 100%

GHPH Garden Hut Postholes

Artefact Types

Type Name	Sherds %	MNV %
Ceramic		
White Earthenware	1 2.9%	1 4.5%
Glass		
Bottle – Unidentified	3 8.6%	3 13.6%
Unidentified glass	1 2.9%	1 4.5%
Window Glass	1 2.9%	1 4.5%
Metal		
	12 34.3	3 13.6
Miscellaneous		
	4 11.4	3 13.6
Fastener	12 34.3	9 40.9
Firearm	1 2.9%	1 4.5%
Total	35 100%	22 100%

Functional Distributions

Activity	Sherds %	MNV %
Architectural/Structural		
Fastening	5 14.3	3 13.6
Window	1 2.9%	1 4.5%
Clerical		
Pencil	1 2.9%	1 4.5%
Firearms		
Ammunition	1 2.9%	1 4.5%
Food/Beverage Storage		
Bottle	1 2.9%	1 4.5%
Manufacturing		
Tool	1 2.9%	
Sewing		
Closure	1 2.9%	1 4.5%
Pin	12 34.3	9 40.9
Thimble	1 2.9%	1 4.5%
Unidentified		
Bottle	2 5.7%	2 9.1%
Unidentified	9 25.7	2 9.1%
Total	35 100%	22 100%

YHS21 Context Group Summary

GPHH

Garden Hut Postholes

Group of posthole fills associated with the Garden Hut

Location NCC "Garden" Hut
Building GarHut

Type Fill
Posthole

Phase 2 to 2
TPQ 1853

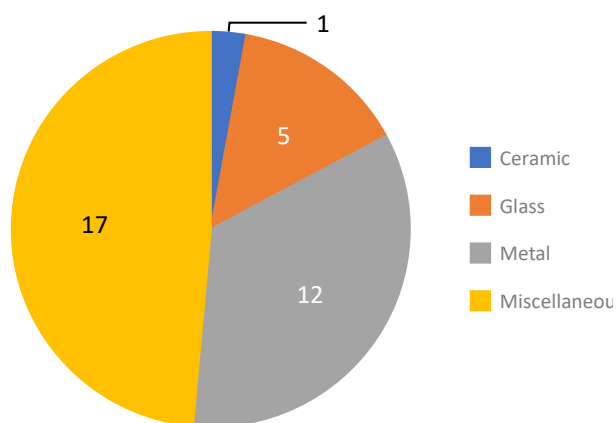
Fragments 35
MNV 22

At least 35 fragments, and over 22 vessels or items, were recovered from postholes associated with the 'Garden' Hut (Contexts 1031, 1077, 1084, 1086, 1087, 1093, 1095, 1169 and 1171). In addition to nails and other building materials typical of posthole backfills, several domestic items were recovered. They include at least 14 sewing artefacts (pins, a thimble and a hook and eye), some bottle glass, small fragments of porcelain and white earthenware, a slate pencil and the projectile from a Colt revolver.

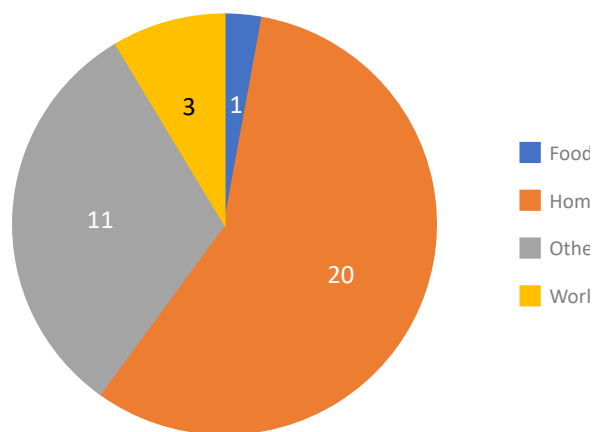
The posthole backfills contained at least six near complete items but all were small finds, including sewing pins and tools, nails and ammunition. The remainder is heavily fragmented. This is consistent with the underfloor deposits or interior domestic occupation that may have accumulated around the posthole.

Collectively, the TPQ of the posthole backfills is 1853 based on two wire nails recovered from Contexts 1171 and 1093. In addition, the remains of a bullet for an 1851 Colt revolver was recovered from Context 1084 (YHS3001).

Classes



Activity Groups



Class	Sherds %	MNV %
Ceramic	1 2.9%	1 4.5%
Glass	5 14.3	5 22.7
Metal	12 34.3	3 13.6
Miscellaneous	17 48.6	13 59.1
Total	35 100%	22 100%

Activity Group	Sherds %	MNV %
Food	1 2.9%	1 4.5%
Home	20 57.1	15 68.2
Other	11 31.4	4 18.2
Work	3 8.6%	2 9.1%
Total	35 100%	22 100%

GHPH Garden Hut Postholes

Artefact Types

Type Name	Sherds %	MNV %
Ceramic		
White Earthenware	1 2.9%	1 4.5%
Glass		
Bottle – Unidentified	3 8.6%	3 13.6%
Unidentified glass	1 2.9%	1 4.5%
Window Glass	1 2.9%	1 4.5%
Metal		
	12 34.3	3 13.6
Miscellaneous		
	4 11.4	3 13.6
Fastener	12 34.3	9 40.9
Firearm	1 2.9%	1 4.5%
Total	35 100%	22 100%

Functional Distributions

Activity	Sherds %	MNV %
Architectural/Structural		
Fastening	5 14.3	3 13.6
Window	1 2.9%	1 4.5%
Clerical		
Pencil	1 2.9%	1 4.5%
Firearms		
Ammunition	1 2.9%	1 4.5%
Food/Beverage Storage		
Bottle	1 2.9%	1 4.5%
Manufacturing		
Tool	1 2.9%	
Sewing		
Closure	1 2.9%	1 4.5%
Pin	12 34.3	9 40.9
Thimble	1 2.9%	1 4.5%
Unidentified		
Bottle	2 5.7%	2 9.1%
Unidentified	9 25.7	2 9.1%
Total	35 100%	22 100%

YHS21 Context Group Summary

GHRD Garden Hut Rill Deposit

Deposit within rill feature east of Garden Hut

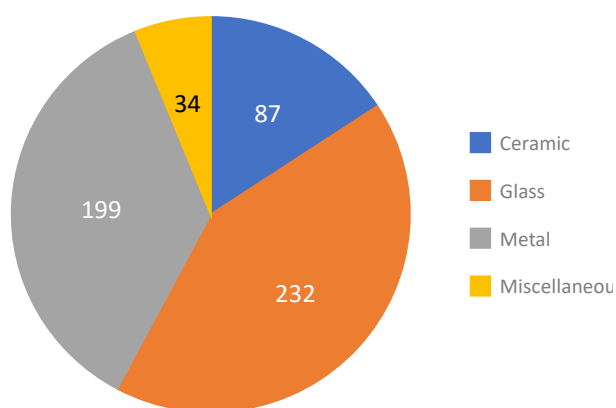
Location NCC	Type Deposit	Phase 2	to 3	Fragments 552
Building GarHut	Rill	TPQ 1853		MNV 157

The deposits within the rill feature east of the Garden Hut (Contexts 1101, 1070–1071) together comprised 461 fragments from at least 153 items or vessels, mostly domestic items. At least one third of which (197 fragments) were from food or drink containers. Nearly half (by MNV) is comprised of nail fragments. The presence of a small amount of window glass may suggest the demolition of a structure. Table and beverage service vessels were also present, along with a small number of sewing items, buttons and fasteners and other domestic items.

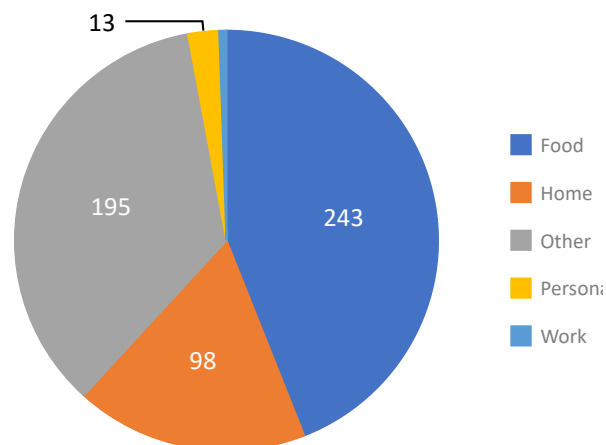
Aside from 21 complete or near complete buttons, marbles and other small finds, 92% of the deposit (by fragment count; 498 sherds) was heavily fragmented (either 5% complete or less, or unidentifiable).

The deposit is comprised of a range of artefacts dating to the second half of the 19th century and the early twentieth century. The TPQ of 1912 is set by an earthenware plate or saucer with a J&G Meakin (Hanley, 1851–2000) mark dating from 1912 (Godden 1991: 427). A fragment from a plate or dish with Doulton's 'Wattle' pattern (>1892) reinforces the post-1880s deposition date.

Classes



Activity Groups



Class	Sherds %	MNV %
Ceramic	87 15.8	25 15.9
Glass	232 42.0	31 19.7
Metal	199 36.1	77 49.0
Miscellaneous	34 6.2%	24 15.3
Total	552 100%	157 100%

Activity Group	Sherds %	MNV %
Food	243 44.0	36 22.9
Home	98 17.8	80 51.0
Other	195 35.3	27 17.2
Personal	13 2.4%	11 7.0%
Work	3 0.5%	3 1.9%
Total	552 100%	157 100%

GHRD Garden Hut Rill Deposit

Artefact Types

Type Name	Sherds %	MNV %
Ceramic		
Banded Porcelain	4 0.7%	1 0.6%
Bristol ware	3 0.5%	1 0.6%
Flow Transfer-printed earthenware	3 0.5%	3 1.9%
Lead-glazed earthenware	1 0.2%	1 0.6%
Relief-moulded earthenware	13 2.4%	2 1.3%
Rockingham ware	1 0.2%	1 0.6%
Salt-glazed Stoneware	1 0.2%	1 0.6%
Transfer-printed earthenware	21 3.8%	11 7.0%
White Earthenware	35 6.3%	1 0.6%
White Porcelain	2 0.4%	1 0.6%
White Porcellaneous	1 0.2%	1 0.6%
White Stoneware	2 0.4%	1 0.6%
Glass		
Bottle – Beer/Wine	6 1.1%	2 1.3%
Bottle – Gin/Schnapps	2 0.4%	0 0.0%
Bottle – Pharmacy	5 0.9%	5 3.2%
Bottle – Unidentified	188 34.1	17 10.8
Tableware – Mould Blown	2 0.4%	1 0.6%
Unidentified glass	25 4.5%	5 3.2%
Window Glass	4 0.7%	1 0.6%
Metal		
	199 36.1	77 49.0
Miscellaneous		
	21 3.8%	13 8.3%
Button – Metal	3 0.5%	3 1.9%
Fastener	6 1.1%	4 2.5%
Firearm	1 0.2%	1 0.6%
Firearm: Service	1 0.2%	1 0.6%
Synthetic	2 0.4%	2 1.3%
Total	552 100%	157 100%

Functional Distributions

Activity	Sherds %	MNV %
Architectural/Structural		
Fastening	90 16.3	76 48.4
Window	4 0.7%	1 0.6%
Beverage Service		
Glass	2 0.4%	1 0.6%
Beverage Storage		
Bottle	133 24.1	6 3.8%
Clerical		
Pencil	1 0.2%	1 0.6%
Clothing		
Closure	3 0.5%	3 1.9%
Fastening	1 0.2%	1 0.6%
Pin	3 0.5%	1 0.6%
Domestic		
Lighting	2 0.4%	1 0.6%
Firearms		
Ammunition	2 0.4%	2 1.3%
Food Service		
Dish	6 1.1%	3 1.9%
Plate	2 0.4%	1 0.6%
Plate/Dish	17 3.1%	5 3.2%
Tea	7 1.3%	3 1.9%
Tea/Dish	1 0.2%	1 0.6%
Unidentified	4 0.7%	3 1.9%
Various	5 0.9%	1 0.6%
Food Storage		
Container	3 0.5%	
Food/Beverage Storage		
Bottle	63 11.4	12 7.6%
Pharmaceutical		
Bottle	4 0.7%	4 2.5%
Recreation		
Marble	1 0.2%	1 0.6%
Smoking	1 0.2%	1 0.6%
Sewing		
Pin	2 0.4%	2 1.3%
Unidentified		
Bottle	4 0.7%	3 1.9%

GHRD

Garden Hut Rill Deposit

Bottle/Jar	1 0.2%	1 0.6%
Unidentified	158 28.6	23 14.6
Various		
Various	32 5.8%	0 0.0%
Total	552 100%	157 100%

YHS21 Context Group Summary

GHST Garden Hut Service Trench Fill

Fill of 20th century service trench

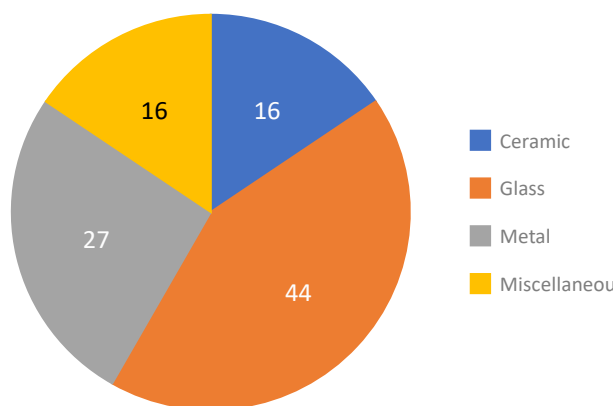
Location NCC	Type Fill	Phase 4	to 4	Fragments 103
Building GarHut	Service Feature	TPQ 1967		MNV 446

A total of 103 fragments from at least 46 items or vessels was recovered from the backfill of 20th century services in the vicinity of the garden hut (Contexts 1080, 1091). The fill comprised mostly building materials and a range of domestic wares, including one ammunition and 6 fragments of worked lithic material.

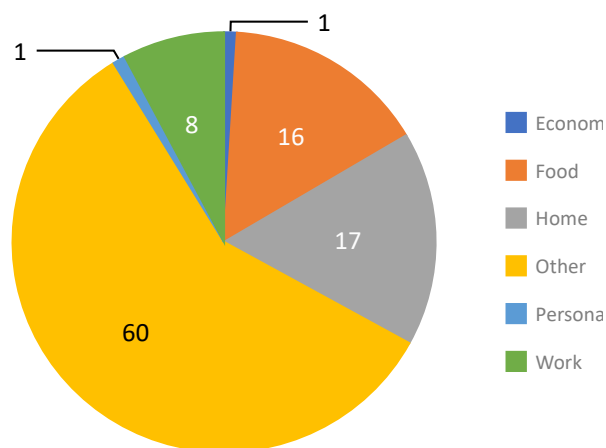
The service trench backfill was heavily fragmented with only four complete or near complete small items including a coin, wire and ammunition. The majority is heavily fragmented being 5% complete or less or unidentifiable.

The deposit dates to the 20th century with a TPQ set by an 1967 coin and at least 24 fragments of machine blown bottle glass which dates from the early 20th century.

Classes



Activity Groups



Class	Sherds	%	MNV	%
Ceramic	16	15.5	7	15.2
Glass	44	42.7	16	34.8
Metal	27	26.2	13	28.3
Miscellaneous	16	15.5	10	21.7
Total	103	100%	46	100%

Activity Group	Sherds	%	MNV	%
Economy	1	1.0%	1	2.2%
Food	16	15.5	7	15.2
Home	17	16.5	14	30.4
Other	60	58.3	21	45.7
Personal	1	1.0%	1	2.2%
Work	8	7.8%	2	4.3%
Total	103	100%	46	100%

GHST Garden Hut Service Trench Fill

Artefact Types

Type Name	Sherds %	MNV %
Ceramic		
Mixed Ceramics	13 12.6	5 10.9
Transfer-printed earthenware	1 1.0%	1 2.2%
Transfer-printed stoneware	2 1.9%	1 2.2%
Glass		
Bottle – Beer/Wine	8 7.8%	4 8.7%
Bottle – Unidentified	1 1.0%	1 2.2%
Containers	5 4.9%	1 2.2%
Mixed Glass	30 29.1	10 21.7
Metal		
	27 26.2	13 28.3
Miscellaneous		
	15 14.6	9 19.6
Firearm	1 1.0%	1 2.2%
Total	103 100%	46 100%

Functional Distributions

Activity	Sherds %	MNV %
Architectural/Structural		
Fastening	16 15.5	13 28.3
Beverage Storage		
Bottle	8 7.8%	4 8.7%
Clerical		
Pencil	1 1.0%	1 2.2%
Clothing		
Closure	1 1.0%	1 2.2%
Economy		
Coin	1 1.0%	1 2.2%
Firearms		
Ammunition	1 1.0%	1 2.2%
Food Service		
Dish	1 1.0%	1 2.2%
Tea	2 1.9%	1 2.2%
Food Storage		
Jar	5 4.9%	1 2.2%
Manufacturing		
Tool	6 5.8%	
Sewing		
Thimble	1 1.0%	1 2.2%
Unidentified		
Bottle	1 1.0%	1 2.2%
Unidentified	46 44.7	15 32.6
Various		
Various	13 12.6	5 10.9
Total	103 100%	46 100%

YHS21 Context Group Summary

GHUF Garden Hut underfloor deposit

Garden Hut underfloor deposit

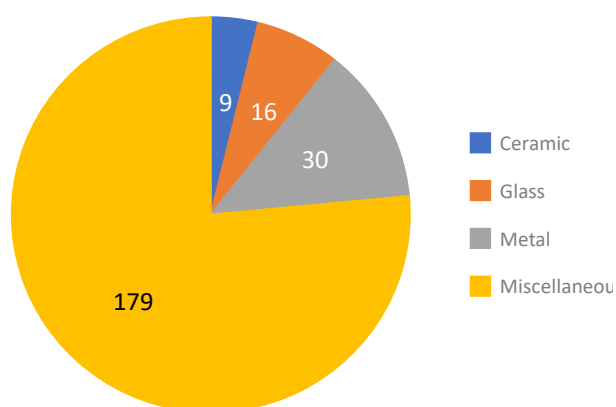
Location NCC	Type Deposit	Phase 2	to 2	Fragments 234
Building GarHut	Underfloor	TPQ 1855		MNV 97

A total of 234 fragments from at least 97 vessels or items were recovered from the underfloor deposit of the Garden Hut (Contexts 1068 and 1073). Over half the assemblage (by fragment count) is comprised of sewing artefacts: at least 145 pins were recovered, strongly suggesting the presence of a garment manufacture or repair. One 'Police Force' uniform button was recovered (YHS3044), along with a percussion cap from a firearm known to be issued to the Police. One more percussion cap and five lead shot were also found, along with 9 none other buttons and fasteners and at least one bead. Also amongst the assemblage was a vulcanite hair comb, a slate pencil, reeds from a harmonica and miscellaneous fragments from broken crockery, glassware and bottles.

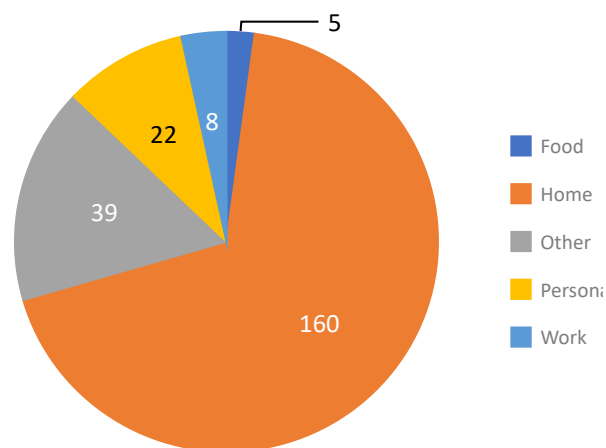
The underfloor deposit was heavily fragmented with sherds weighing 0.4g on average. The 15 complete or near-complete items were all small finds (pins, buttons, beads and nails). This is consistent with small fragments falling between the floorboards.

The deposit dates from at least 1855 as it contains a patent copper alloy button made by Charles Rowley, London, between 1855 and 1887 (YHS3410). The police button made by Firmin & Sons may pre-date 1862. The presence of some wire nails (1853+) and vulcanite combs and a Prosser button (the latter two made from the 1840s) is consistent with a deposit formed in the late 1850s or early 1860s.

Classes



Activity Groups



Class	Sherds %	MNV %
Ceramic	9 3.8%	6 6.2%
Glass	16 6.8%	13 13.4
Metal	30 12.8	10 10.3
Miscellaneous	179 76.5	68 70.1
Total	234 100%	97 100%

Activity Group	Sherds %	MNV %
Food	5 2.1%	5 5.2%
Home	160 68.4	55 56.7
Other	39 16.7	14 14.4
Personal	22 9.4%	15 15.5
Work	8 3.4%	8 8.2%
Total	234 100%	97 100%

GHUF Garden Hut underfloor deposit

Artefact Types

Type Name	Sherds %	MNV %
Ceramic		
Flow Transfer-printed earthenware	2 0.9%	1 1.0%
Relief-moulded porcelain	2 0.9%	1 1.0%
White Earthenware	4 1.7%	3 3.1%
White Porcellaneous	1 0.4%	1 1.0%
Glass		
Bottle – Pharmacy	3 1.3%	2 2.1%
Bottle – Unidentified	6 2.6%	5 5.2%
Unidentified glass	6 2.6%	5 5.2%
Window Glass	1 0.4%	1 1.0%
Metal		
	27 11.5	8 8.2%
Composite and Misc	3 1.3%	2 2.1%
Miscellaneous		
	15 6.4%	7 7.2%
Button – Ceramic	1 0.4%	1 1.0%
Button – Metal	2 0.9%	2 2.1%
Clay Pipe	3 1.3%	2 2.1%
Fastener	148 63.2	47 48.5
Firearm	5 2.1%	5 5.2%
Firearm: Pistol/shotgun	1 0.4%	1 1.0%
Firearm: Service	1 0.4%	1 1.0%
Synthetic	3 1.3%	2 2.1%
Total	234 100%	97 100%

Functional Distributions

Activity	Sherds %	MNV %
Architectural/Structural		
Fastening	11 4.7%	8 8.2%
Window	1 0.4%	1 1.0%
Beverage Storage		
Bottle	4 1.7%	4 4.1%
Clerical		
Pencil	1 0.4%	1 1.0%
Clothing		
Closure	8 3.4%	7 7.2%
Fastening	1 0.4%	1 1.0%
Police Uniform	1 0.4%	1 1.0%
Firearms		
Ammunition	7 3.0%	7 7.2%
Food Service		
Plate/Dish	1 0.4%	1 1.0%
Hygiene		
Hair	3 1.3%	2 2.1%
Jewellery		
Unidentified	5 2.1%	1 1.0%
Personal		
Musical instrument	1 0.4%	1 1.0%
Pharmaceutical		
Bottle	3 1.3%	2 2.1%
Recreation		
Smoking	3 1.3%	2 2.1%
Sewing		
Pin	145 62.0	44 45.4
Unidentified		
Bottle	2 0.9%	1 1.0%
Unidentified	37 15.8	13 13.4
Total	234 100%	97 100%

YHS21 Context Group Summary

KRPD Kitchen Refuse Pits

The fill of four refuse pits (1236, 1238, 1240, 1243) in the vicinity of the Camp kitchen.

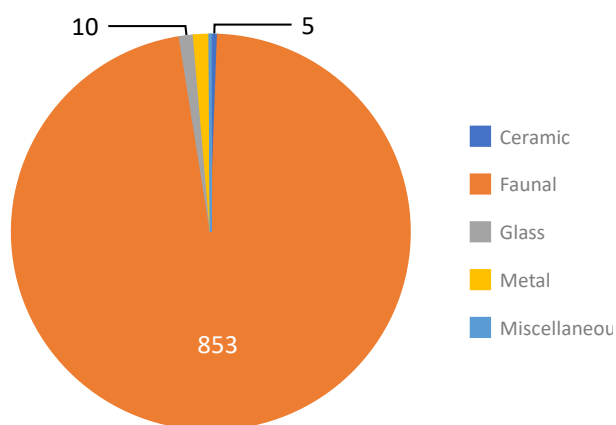
Location	ECC Kitchen Refuse	Type Deposit	Phase 2	to 2	Fragments	872
Building	Kitchen	Refuse pit	TPQ	1853	MNV	102

The refuse pits in the vicinity of the Camp kitchen (Contexts 1237, 1239, 1241, 1244 and 1246) collectively comprised 610 individual fragments, weighing a total of 5.5kg, mostly butchered animal bone.

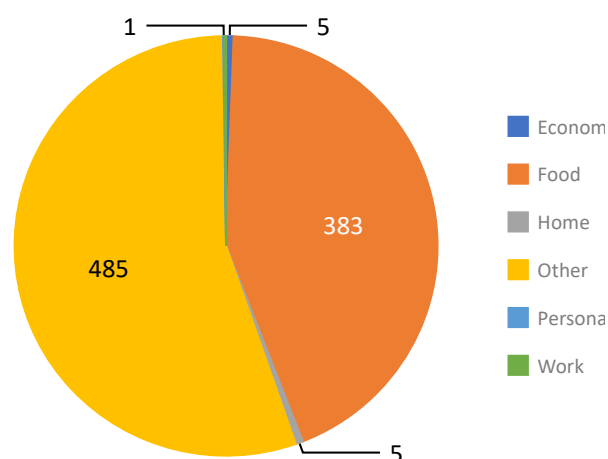
The refuse pits included some large butchered bone fragments, fractured bone and shell and heavily fragmented glass and ceramic and complete nails.

The TPQ of the refuse pits in the vicinity of the Camp kitchen is 1853 set by three wire nails. One fragment of glass (from Context 1244) is probably crown glass, predating 1870. As the majority of the pits were filled with animal bone, no other dating information can be given.

Classes



Activity Groups



Class	Sherds	%	MNV	%
Ceramic	5	0.6%	5	4.9%
Faunal	853	96.9%	87	84.5%
Glass	10	1.1%	7	6.8%
Metal	11	1.3%	4	3.9%
Miscellaneous	1	0.1%		
Total	880	100%	103	100%

Activity Group	Sherds	%	MNV	%
Economy	5	0.6%	2	1.9%
Food	383	43.5%	80	77.7%
Home	5	0.6%	4	3.9%
Other	485	55.1%	16	15.5%
Personal	1	0.1%	1	1.0%
Work	1	0.1%		
Total	880	100%	103	100%

KRPD Kitchen Refuse Pits

Artefact Types

Type Name	Sherds %	MNV %
Ceramic		
Gilt porcellaneous	1 0.1%	1 1.0%
Salt-glazed Stoneware	1 0.1%	1 1.0%
Unadorned Chinese Porcelain	1 0.1%	1 1.0%
White Earthenware	2 0.2%	2 1.9%
Faunal		
Animal Bone	852 96.8	85 82.5
Shell	1 0.1%	2 1.9%
Glass		
Bottle – Pharmacy	1 0.1%	1 1.0%
Bottle – Unidentified	6 0.7%	4 3.9%
Unidentified glass	1 0.1%	1 1.0%
Window Glass	2 0.2%	1 1.0%
Metal		
	11 1.3%	4 3.9%
Miscellaneous		
	1 0.1%	
Total	880 100%	103 100%

Functional Distributions

Activity	Sherds %	MNV %
Architectural/Structural		
Fastening	3 0.3%	3 2.9%
Window	2 0.2%	1 1.0%
Beverage Storage		
Bottle	1 0.1%	1 1.0%
Diet		
Meat	366 41.6	71 68.9
Shell Fish	1 0.1%	2 1.9%
Food Service		
Tea	1 0.1%	1 1.0%
Unidentified	1 0.1%	1 1.0%
Food Storage		
Container	8 0.9%	1 1.0%
Food/Beverage Storage		
Bottle	5 0.6%	3 2.9%
Manufacturing		
Tool	1 0.1%	
Pharmaceutical		
Bottle	1 0.1%	1 1.0%
Transport		
Horse	5 0.6%	2 1.9%
Unidentified		
Bottle	1 0.1%	1 1.0%
Unidentified	484 55.0	15 14.6
Total	880 100%	103 100%

YHS21 Context Group Summary

RefA Refuse A

Charcoal rich artefact deposit within refuse pit A

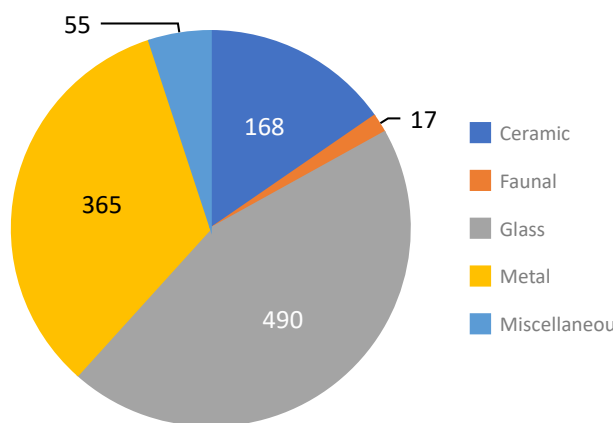
Location NCC Refuse A	Type Deposit	Phase 2	to 3	Fragments 1095
Building Other	Refuse pit	TPQ 1921		MNV 249

The backfill of Refuse pit A (Contexts 1032 and 1054) is a large deposit with 1085 fragments from at least 250 items. The majority are derived from building materials including at least 110 nails (mostly wire) and 49 fragments of window glass. A range of domestic wares including tea and tablewares, bottles for alcohol and condiments, were also recovered. A total of 9 firearm ammunitions were recovered.

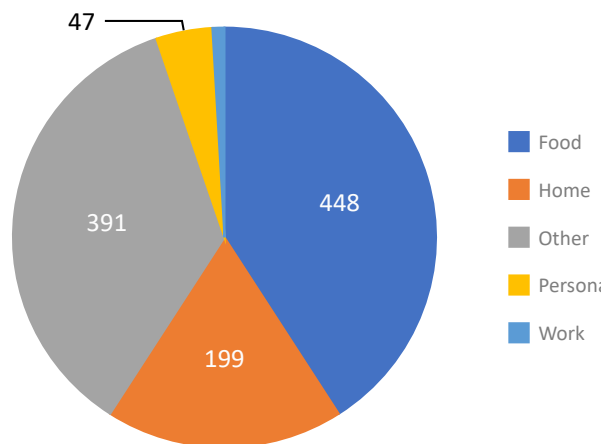
The assemblage is a heavily fragmented with an average weight of 4.6g. Only 36 items were complete or near complete and with the exception of a spoon (YHS3485) and a small vial (YHS1867) all were small finds. The remainder was estimated to be 5% complete or less, or the percentage complete was inestimable. This is consistent with sweeping or refuse compilation rather than a single event deposition.

The TPQ of the backfill is 1921, based on the presence of you metal tags stamped 'Made in Japan'. This was a marking required on all exports from Japan between 1921 and 1941. In addition, there are firearms post-dating 1890 (YHS3032 and 3033) and a range of domestic items typical of the late 19th and early twentieth centuries.

Classes



Activity Groups



Class	Sherds %	MNV %
Ceramic	168 15.3	34 13.7
Faunal	17 1.6%	6 2.4%
Glass	490 44.7	49 19.7
Metal	365 33.3	128 51.4
Miscellaneous	55 5.0%	32 12.9
Total	1095 100%	249 100%

Activity Group	Sherds %	MNV %
Food	448 40.9	54 21.7
Home	199 18.2	119 47.8
Other	391 35.7	44 17.7
Personal	47 4.3%	22 8.8%
Work	10 0.9%	10 4.0%
Total	1095 100%	249 100%

RefA Refuse A

Artefact Types

Type Name	Sherds %	MNV %
Ceramic		
Flow Transfer-printed earthenware	3 0.3%	2 0.8%
Gilt Porcelain	1 0.1%	1 0.4%
Hand-painted porcelain	16 1.5%	2 0.8%
Hand-painted porcellaneous	1 0.1%	1 0.4%
Industrial Ceramic	1 0.1%	1 0.4%
Majolica	1 0.1%	1 0.4%
Polychrome Chinese Porcelain	10 0.9%	1 0.4%
Relief-moulded earthenware	17 1.6%	2 0.8%
Rockingham ware	1 0.1%	1 0.4%
Salt-glazed Stoneware	3 0.3%	2 0.8%
Transfer-printed earthenware	21 1.9%	6 2.4%
Transfer-printed Porcelain	1 0.1%	1 0.4%
Transfer-printed Porcellaneous	1 0.1%	1 0.4%
Unidentified ceramic	2 0.2%	0 0.0%
White Earthenware	54 4.9%	5 2.0%
White Porcelain	32 2.9%	6 2.4%
White Porcellaneous	3 0.3%	1 0.4%
Faunal		
Animal Bone	17 1.6%	6 2.4%
Glass		
Bottle – Beer/Wine	9 0.8%	5 2.0%
Bottle – Condiments	15 1.4%	4 1.6%
Bottle – Gin/Schnapps	3 0.3%	2 0.8%
Bottle – Personal	2 0.2%	2 0.8%
Bottle – Pharmacy	21 1.9%	5 2.0%
Bottle – Unidentified	383 35.0	23 9.2%
Domestic glass	3 0.3%	1 0.4%
Lamp glass	2 0.2%	1 0.4%
Tableware – Undecorated	2 0.2%	1 0.4%
Unidentified glass	1 0.1%	1 0.4%
Window Glass	49 4.5%	4 1.6%
Metal		
	365 33.3	128 51.4

Functional Distributions

Activity	Sherds %	MNV %
Architectural/Non-Struct		
Fixture	2 0.2%	2 0.8%
Architectural/Structural		
Fastening	139 12.7	110 44.2
Window	49 4.5%	4 1.6%
Beverage Service		
Glass	2 0.2%	1 0.4%
Jug	2 0.2%	2 0.8%
Beverage Service/Hygie		
Jug	12 1.1%	0 0.0%
Beverage Storage		
Bottle	40 3.7%	8 3.2%
Clerical		
Pencil	1 0.1%	1 0.4%
Clothing		
Closure	11 1.0%	8 3.2%
Shoe	1 0.1%	1 0.4%
Collectibles/Decorative		
Unidentified	6 0.5%	1 0.4%
Diet		
Game	1 0.1%	1 0.4%
Meat	4 0.4%	4 1.6%
Domestic		
Electrical	1 0.1%	1 0.4%
Lighting	2 0.2%	1 0.4%
Firearms		
Ammunition	9 0.8%	9 3.6%
Food Service		
Cutlery	1 0.1%	1 0.4%
Dish	3 0.3%	3 1.2%
Plate	31 2.8%	0 0.0%
Plate/Dish	27 2.5%	5 2.0%
Tea	45 4.1%	9 3.6%
Various	2 0.2%	1 0.4%
Food Storage		
Bottle	13 1.2%	2 0.8%
Bottle stopper	2 0.2%	2 0.8%
Container	2 0.2%	2 0.8%

RefA Refuse A

Miscellaneous			
	33	3.0%	14 5.6%
Button – Metal	7	0.6%	7 2.8%
Clay Pipe	5	0.5%	1 0.4%
Firearm	9	0.8%	9 3.6%
Synthetic	1	0.1%	1 0.4%
Total	1095	100%	249 100%

Food/Beverage Service			
Unidentified	1	0.1%	1 0.4%
Food/Beverage Storage			
Bottle	260	23.7	12 4.8%
Personal			
Band	1	0.1%	1 0.4%
Bottle	2	0.2%	2 0.8%
Unidentified	3	0.3%	1 0.4%
Pharmaceutical			
Bottle	21	1.9%	5 2.0%
Recreation			
Smoking	6	0.5%	2 0.8%
Toy	2	0.2%	2 0.8%
Unidentified			
Bottle	96	8.8%	11 4.4%
Bottle/Jar	2	0.2%	1 0.4%
Container	28	2.6%	3 1.2%
Jar	1	0.1%	1 0.4%
Lid	1	0.1%	1 0.4%
Mechanical	1	0.1%	1 0.4%
Tag	4	0.4%	3 1.2%
Unidentified	258	23.6	23 9.2%
Total	1095	100%	249 100%

YHS21 Context Group Summary

RefB Refuse B

Artefact deposit within refuse pit B

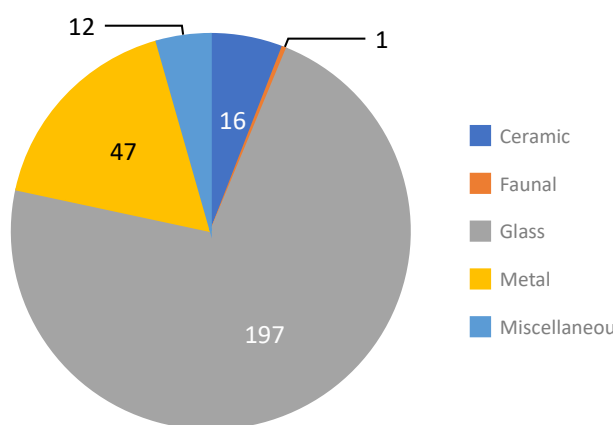
Location ECC Refuse B Type Deposit Phase 3 to Fragments 273
 Building Other Refuse pit TPQ 1904 MNV 20

The back of Refuse Pit B (Context 1063) is a small deposit with 273 fragments from at least 20 items. The majority are derived from window glass (n=155). A small number of tea and tablewares, and condiment bottles and jars, were also recovered. Four buttons, an ink bottle and slate pencil also present recovered, along with a fragment of fine glass tube which is likely associated with laboratory usage.

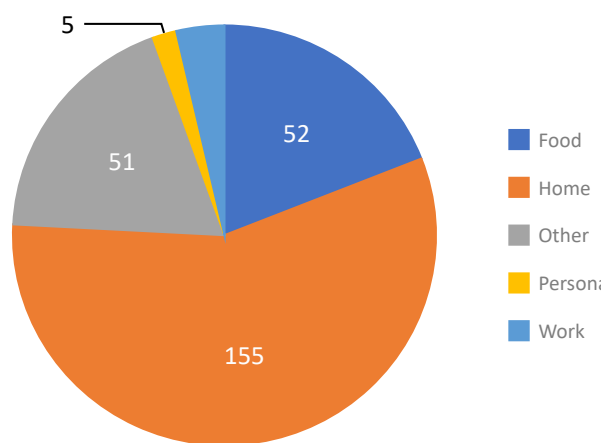
The assemblage is a heavily fragmented with an average weight of 2.6g. Only 36 items were complete or near complete and with the exception of a spoon (YHS3485) and a small vial (YHS1867) all were small finds. The remainder was estimated to be 5% complete or less, or the percentage complete was inestimable. This is consistent with sweeping or refuse compilation rather than a single event deposition.

The TPQ is set by a machine-blown jar of Harry Peck's fish paste (YHS1903) introduced in 1904 along with at least 38 other fragments of machine-blown bottles and jars.

Classes



Activity Groups



Class	Sherds %	MNV %
Ceramic	16 5.9%	4 20.0
Faunal	1 0.4%	1 5.0%
Glass	197 72.2	9 45.0
Metal	47 17.2	
Miscellaneous	12 4.4%	6 30.0
Total	273 100%	20 100%

Activity Group	Sherds %	MNV %
Food	52 19.0	9 45.0
Home	155 56.8	1 5.0%
Other	51 18.7	3 15.0
Personal	5 1.8%	4 20.0
Work	10 3.7%	3 15.0
Total	273 100%	20 100%

RefB Refuse B

Artefact Types

Type Name	Sherds %	MNV %
Ceramic		
Flow Transfer-printed earthenware	1 0.4%	1 5.0%
Gilt Porcelain	12 4.4%	1 5.0%
Transfer-printed earthenware	1 0.4%	1 5.0%
White Porcelain	2 0.7%	1 5.0%
Faunal		
Animal Bone	1 0.4%	1 5.0%
Glass		
Bottle – Clerical	3 1.1%	1 5.0%
Bottle – Pharmacy	13 4.8%	1 5.0%
Bottle – Unidentified	12 4.4%	3 15.0
Containers	1 0.4%	1 5.0%
Scientific Glass	1 0.4%	1 5.0%
Tableware – Mould Blown	12 4.4%	1 5.0%
Window Glass	155 56.8	1 5.0%
Metal		
	47 17.2	
Miscellaneous		
	6 2.2%	1 5.0%
Button	3 1.1%	2 10.0
Button – Metal	2 0.7%	2 10.0
Egg Shell	1 0.4%	1 5.0%
Total	273 100%	20 100%

Functional Distributions

Activity	Sherds %	MNV %
Architectural/Structural		
Window	155 56.8	1 5.0%
Beverage Service		
Glass	12 4.4%	1 5.0%
Clerical		
Bottle	3 1.1%	1 5.0%
Pencil	6 2.2%	1 5.0%
Clothing		
Closure	5 1.8%	4 20.0
Diet		
Egg	1 0.4%	1 5.0%
Meat	1 0.4%	1 5.0%
Food Service		
Plate/Tea/Dish	1 0.4%	1 5.0%
Tea	12 4.4%	1 5.0%
Food Storage		
Bottle	13 4.8%	1 5.0%
Jar	1 0.4%	1 5.0%
Food/Beverage Storage		
Bottle	11 4.0%	2 10.0
Research		
Laboratory	1 0.4%	1 5.0%
Unidentified		
Bottle	1 0.4%	1 5.0%
Unidentified	50 18.3	2 10.0
Total	273 100%	20 100%

YHS21 Context Group Summary

RefC Refuse C

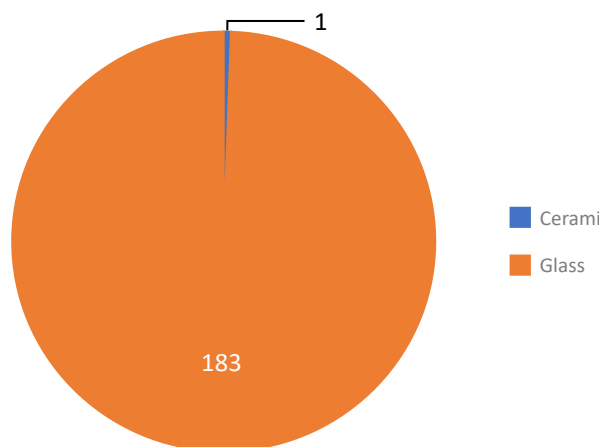
Location ECC Refuse C Type Deposit Phase 3 to Fragments 184
 Building Other Refuse pit TPQ 1860 MNV 13

The fill is refuse pit C (Context 1065) is a small assemblage with 184 fragments from at least 14 items. The fill was comprised mostly of 116 fragments of window glass, along with alcohol, food and pharmaceutical bottles and one small fragment of a bone china tea saucer.

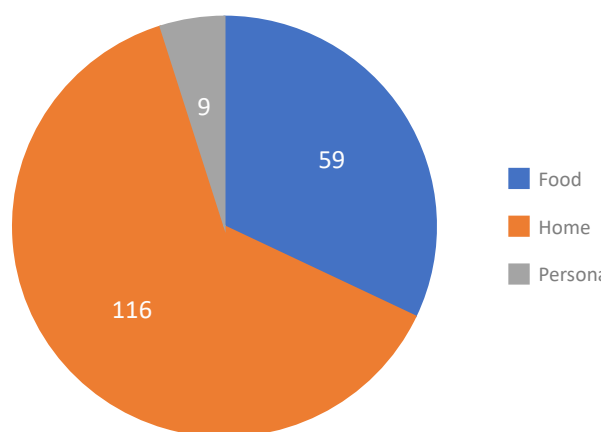
The fill contains one near complete item (the chicory bottle) and the remainder is heavily fragmented. The 116 fragments of window glass may come from one or panes. The remainder was estimated to be 5% complete or less. This is consistent with a single event deposition, with a small component of deposited refuse.

The TPQ is set by a coffee and chicory bottle made by Thomas Symington, Edinburgh, 1860–1920 (YHS1778).

Classes



Activity Groups



Class	Sherds	%	MNV	%
Ceramic	1	0.5%	1	7.7%
Glass	183	99.5%	12	92.3%
Total	184	100%	13	100%

Activity Group	Sherds	%	MNV	%
Food	59	32.1%	9	69.2%
Home	116	63.0%	2	15.4%
Personal	9	4.9%	2	15.4%
Total	184	100%	13	100%

RefC Refuse C

Artefact Types

Type Name	Sherds %	MNV %
Ceramic		
Gilt porcellaneous	1 0.5%	1 7.7%
Glass		
Bottle – Beer/Wine	8 4.3%	1 7.7%
Bottle – Condiments	27 14.7	1 7.7%
Bottle – Pharmacy	9 4.9%	2 15.4
Bottle – Unidentified	23 12.5	6 46.2
Window Glass	116 63.0	2 15.4
Total	184 100%	13 100%

Functional Distributions

Activity	Sherds %	MNV %
Architectural/Structural		
Window	116 63.0	2 15.4
Beverage Storage		
Bottle	29 15.8	5 38.5
Food Preparation		
Bottle	27 14.7	1 7.7%
Food Service		
Tea	1 0.5%	1 7.7%
Food/Beverage Storage		
Bottle	2 1.1%	2 15.4
Pharmaceutical		
Bottle	9 4.9%	2 15.4
Total	184 100%	13 100%

YHS21 Context Group Summary

SWHDO Southwest Hut Other Deposits

Other deposits in the vicinity of the Southwest Hut, formed after its demolition.

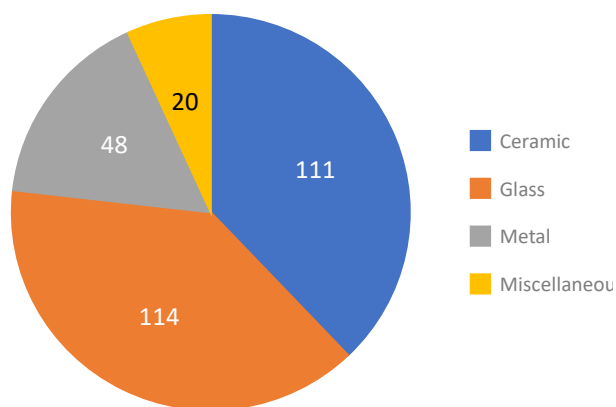
Location NCC SW Hut	Type	Phase 4	to	Fragments 293
Building SWHut		TPQ 1903		MNV 96

Other deposits in the vicinity of the Southwest Hut, formed after its demolition include Contexts 1180, 1197, 1213 and 1262. Collectively they comprise 293 fragments from at least 96 items. The majority by MNV is comprised of construction material including 19 forged and wire nails and 5 fragments of window glass. A range of food service items, including tea and table wares, a fork, several alcohol bottles, a 'Morse's Indian Root Pill' bottle and three sewing pins were also recovered. An ink bottle, writing slates and at least three percussion caps were also recovered.

The assemblage is a heavily fragmented with an average weight of 2.9g per sherd. Only 17 items were complete or near complete and with the exception of a small pharmaceutical bottle and the cutlery handle all were small finds. The remainder was estimated to be 5% complete or less, or the percentage complete was inestimable.

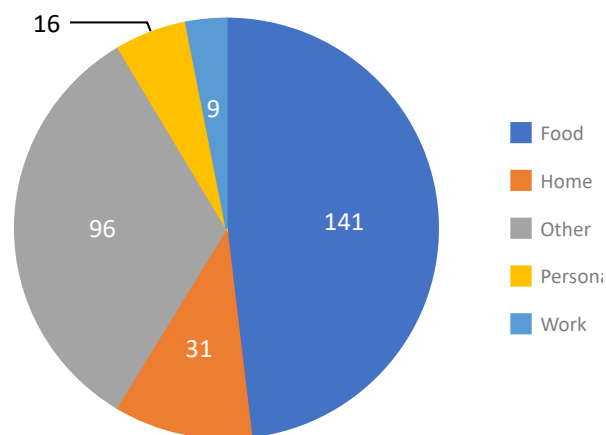
If considered as a group, the deposits post-date 1903 based on the presence of several machine-made bottle fragments. The presence of 1889+ Poutney & Co Ltd Semi Porcelain ironstone confirms this.

Classes



Class	Sherds	%	MNV	%
Ceramic	111	37.9	31	32.3
Glass	114	38.9	32	33.3
Metal	48	16.4	19	19.8
Miscellaneous	20	6.8%	14	14.6
Total	293	100%	96	100%

Activity Groups



Activity Group	Sherds	%	MNV	%
Food	141	48.1	39	40.6
Home	31	10.6	27	28.1
Other	96	32.8	18	18.8
Personal	16	5.5%	8	8.3%
Work	9	3.1%	4	4.2%
Total	293	100%	96	100%

SWHDO Southwest Hut Other Deposits

Artefact Types

Type Name	Sherds %	MNV %
Ceramic		
Dual-glazed stoneware	1 0.3%	1 1.0%
Flow Transfer-printed earthenware	10 3.4%	4 4.2%
Mixed Ceramics	20 6.8%	1 1.0%
Relief-moulded earthenware	36 12.3 %	1 1.0%
Salt-glazed Stoneware	1 0.3%	1 1.0%
Sponge ware	1 0.3%	1 1.0%
Terracotta	1 0.3%	1 1.0%
Transfer-printed earthenware	21 7.2%	15 15.6 %
White Earthenware	18 6.1%	4 4.2%
White Porcelain	1 0.3%	1 1.0%
White Porcellaneous	1 0.3%	1 1.0%
Glass		
Bottle – Beer/Wine	2 0.7%	2 2.1%
Bottle – Clerical	4 1.4%	1 1.0%
Bottle – Gin/Schnapps	5 1.7%	3 3.1%
Bottle – Pharmacy	14 4.8%	6 6.3%
Bottle – Unidentified	77 26.3	12 12.5
Tableware – Mould Blown	1 0.3%	1 1.0%
Unidentified glass	6 2.0%	3 3.1%
Window Glass	5 1.7%	4 4.2%
Metal		
	48 16.4	19 19.8
Miscellaneous		
	10 3.4%	8 8.3%
Clay Pipe	1 0.3%	1 1.0%
Fastener	6 2.0%	3 3.1%
Firearm: Service	3 1.0%	2 2.1%
Total	293 100%	96 100%

Functional Distributions

Activity	Sherds %	MNV %
Architectural/Structural		
Fastening	19 6.5%	19 19.8
Window	5 1.7%	4 4.2%
Beverage Service		
Glass	1 0.3%	1 1.0%
Jug/Mug	1 0.3%	1 1.0%
Beverage Storage		
Bottle	26 8.9%	7 7.3%
Clerical		
Bottle	4 1.4%	1 1.0%
Slate	1 0.3%	1 1.0%
Clothing		
Fastener	1 0.3%	1 1.0%
Firearms		
Ammunition	3 1.0%	2 2.1%
Food Service		
Bowl	2 0.7%	2 2.1%
Cutlery	3 1.0%	2 2.1%
Plate	40 13.7	5 5.2%
Plate/Dish	4 1.4%	4 4.2%
Tea	5 1.7%	2 2.1%
Tea/Bowl	7 2.4%	2 2.1%
Unidentified	8 2.7%	4 4.2%
Food Storage		
Jar	1 0.3%	1 1.0%
Food/Beverage Storage		
Bottle	43 14.7	8 8.3%
Garden		
Pot	1 0.3%	1 1.0%
Manufacturing		
Tool	1 0.3%	
Pharmaceutical		
Bottle	14 4.8%	6 6.3%
Recreation		
Smoking	1 0.3%	1 1.0%
Sewing		
Pin	6 2.0%	3 3.1%
Unidentified		

SWHDO Southwest Hut Other Deposits

Bottle	15 5.1%	2 2.1%
Bottle/Jar	1 0.3%	1 1.0%
Unidentified	48 16.4	12 12.5
Various		
Various	32 10.9	3 3.1%
Total	293 100%	96 100%

YHS21 Context Group Summary

SWHF52 Fill of 1205 (lii)

Fill of circular cut 1205

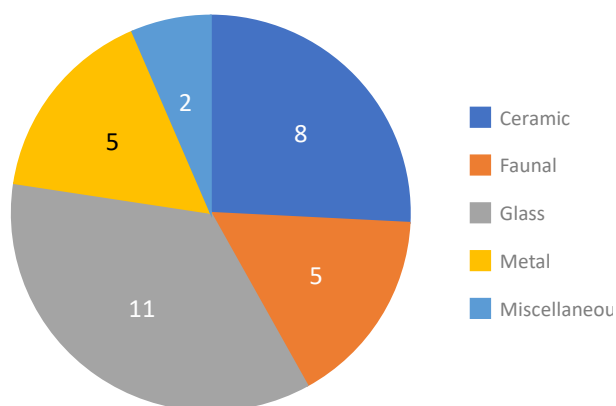
Location NCC	Type Deposit	Phase 2 to 2	Fragments 31
Building SWHut	Refuse pit	TPQ 1825	MNV 21

The fill of refuse pit 1205 (Context 1206) is a small deposit with 31 fragments from at least 21 items. Most are domestic in nature with several table service items, some bottles, animal bone and one percussion cap.

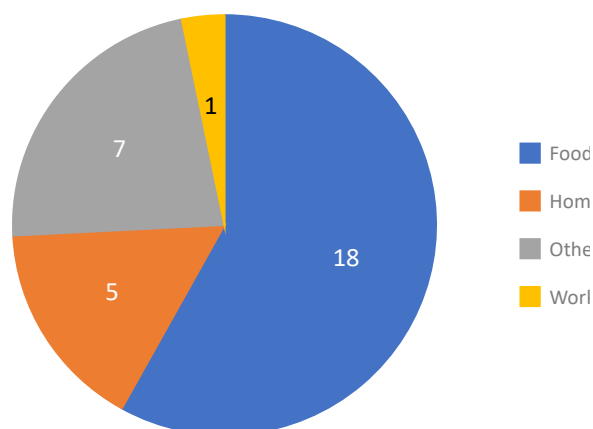
The assemblage is a heavily fragmented with an average weight of 4.1g. With the exception of one bottle surviving to approximately 20% complete, all fragments be 5% complete or less, or unidentifiable.

The assemblage comprises forged nails, heavily fragmented Willow, flow transfer earthenware and some bone china. It is a characteristically early- to mid-19th-century deposit with no items necessarily made after 1825. The presence of some light green bottle glass suggests a post-1840s date.

Classes



Activity Groups



Class	Sherds %	MNV %
Ceramic	8 25.8	5 23.8
Faunal	5 16.1	4 19.0
Glass	11 35.5	6 28.6
Metal	5 16.1	4 19.0
Miscellaneous	2 6.5%	2 9.5%
Total	31 100%	21 100%

Activity Group	Sherds %	MNV %
Food	18 58.1	11 52.4
Home	5 16.1	4 19.0
Other	7 22.6	5 23.8
Work	1 3.2%	1 4.8%
Total	31 100%	21 100%

SWHF52 Fill of 1205 (lii)

Artefact Types

Type Name	Sherds %	MNV %
Ceramic		
Flow Transfer-printed earthenware	2 6.5%	1 4.8%
Transfer-printed earthenware	1 3.2%	1 4.8%
White Earthenware	3 9.7%	1 4.8%
White Porcelain	1 3.2%	1 4.8%
White Porcellaneous	1 3.2%	1 4.8%
Faunal		
Animal Bone	5 16.1	4 19.0
Glass		
Bottle – Unidentified	11 35.5	6 28.6
Metal		
	5 16.1	4 19.0
Miscellaneous		
	1 3.2%	1 4.8%
Firearm: Unclear	1 3.2%	1 4.8%
Total	31 100%	21 100%

Functional Distributions

Activity	Sherds %	MNV %
Architectural/Structural		
Fastening	5 16.1	4 19.0
Beverage Storage		
Bottle	2 6.5%	1 4.8%
Diet		
Meat	5 16.1	4 19.0
Firearms		
Ammunition	1 3.2%	1 4.8%
Food Service		
Plate/Dish	1 3.2%	1 4.8%
Tea	1 3.2%	1 4.8%
Unidentified	2 6.5%	1 4.8%
Food/Beverage Storage		
Bottle	7 22.6	3 14.3
Unidentified		
Bottle	2 6.5%	2 9.5%
Plate/Dish	1 3.2%	0 0.0%
Unidentified	4 12.9	3 14.3
Total	31 100%	21 100%

YHS21 Context Group Summary

SWHFTS Former topsoil Southwest Hut

Former topsoil in the vicinity of the 1861 Hut and the Southwest Hut

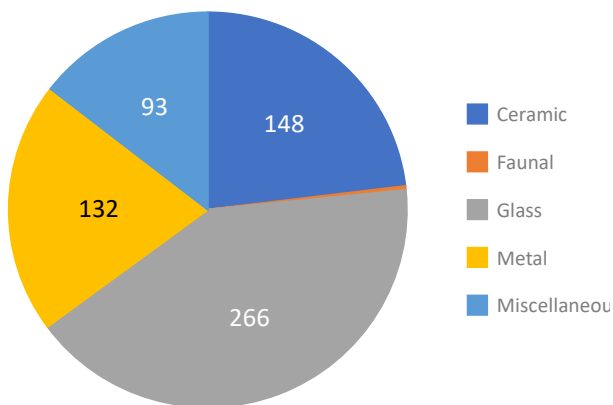
Location NCC	Type Deposit	Phase 2	to 2	Fragments 641
Building SWHut	Former Topsoil	TPQ 1860		MNV 229

The former topsoil deposit in the vicinity of Southwest Hut (Context 1177) comprises at least 641 fragments from 229 vessels or objects. The majority are evidence of construction or demolition activities (91 nails and screws and 16 fragments of window glass), followed by glass and stoneware bottles (n=82), some food service vessels, a tin, and some small finds including buttons, comb fragments, a bead and 37 sewing pin fragments. It includes some special purpose artefacts, including a NSW government service uniform button (YHS3040) and a copper alloy scale ruler for drafting (YHS3244). Four remnant ammunition, and at least 6 fragments of worked lithics were also recovered from this deposit.

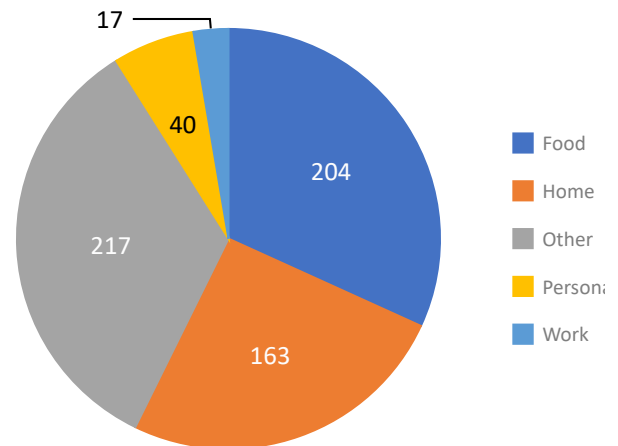
The assemblage is a heavily fragmented with an average weight of 3.5g. Only 37 items were complete or near complete and with the exception of a large iron item (YHS4144), all were small finds. The remainder was estimated to be 5% complete or less, or the percentage complete was inestimable.

The youngest artefacts are 38 fragments of wire nails which were introduced in 1853 and a projectile from a Colt Model 1851 Navy revolver. The ceramic tablewares and glass bottles are typical of mid- to late-19th-century wares with several coloured transfer prints and some designs more popular in the second half of the 19th century. As an occupation deposit, it may have accumulated over time, but is characteristically mid-to-late 19th century and likely to have formed in the late 1850s or 1860s.

Classes



Activity Groups



Class	Sherds %	MNV %
Ceramic	148 23.1	51 22.3
Faunal	2 0.3%	2 0.9%
Glass	266 41.5	58 25.3
Metal	132 20.6	75 32.8
Miscellaneous	93 14.5	43 18.8
Total	641 100%	229 100%

Activity Group	Sherds %	MNV %
Food	204 31.8	73 31.9
Home	163 25.4	91 39.7
Other	217 33.9	36 15.7
Personal	40 6.2%	22 9.6%
Work	17 2.7%	7 3.1%
Total	641 100%	229 100%

SWHFTS Former topsoil Southwest Hut

Artefact Types

Type Name	Sherds %	MNV %
Ceramic		
Blue and White Chinese Porcelain	1 0.2%	1 0.4%
Bristol ware	4 0.6%	1 0.4%
Creamware	3 0.5%	1 0.4%
Flow Transfer-printed earthenware	15 2.3%	7 3.1%
Gilt porcellaneous	1 0.2%	1 0.4%
Hand-painted porcellaneous	1 0.2%	1 0.4%
Polychrome Chinese Porcelain	1 0.2%	1 0.4%
Relief-moulded earthenware	1 0.2%	1 0.4%
Relief-moulded Porcellaneous	2 0.3%	2 0.9%
Salt-glazed Stoneware	7 1.1%	3 1.3%
Sponge ware	4 0.6%	2 0.9%
Sprigged bone china	2 0.3%	2 0.9%
Terracotta	7 1.1%	1 0.4%
Transfer-printed earthenware	51 8.0%	23 10.0%
Unadorned Chinese Porcelain	1 0.2%	1 0.4%
White Earthenware	44 6.9%	2 0.9%
White Porcelain	1 0.2%	1 0.4%
White Porcellaneous	2 0.3%	0 0.0%
Faunal		
Animal Bone	2 0.3%	2 0.9%
Glass		
Bottle – Beer/Wine	4 0.6%	4 1.7%
Bottle – Condiments	5 0.8%	3 1.3%
Bottle – Gin/Schnapps	5 0.8%	2 0.9%
Bottle – Personal	1 0.2%	1 0.4%
Bottle – Pharmacy	22 3.4%	8 3.5%
Bottle – Unidentified	127 19.8%	30 13.1%
Mixed Glass	77 12.0%	3 1.3%
Tableware – Mould Blown	1 0.2%	1 0.4%
Tableware – Pressed	2 0.3%	1 0.4%
Tableware – Undecorated	6 0.9%	1 0.4%
Window Glass	16 2.5%	4 1.7%

Functional Distributions

Activity	Sherds %	MNV %
Architectural/Structural		
Fastening	91 14.2%	69 30.1%
Window	16 2.5%	4 1.7%
Beverage Service		
Glass	7 1.1%	1 0.4%
Stemmed Glass	1 0.2%	1 0.4%
Beverage Storage		
Bottle	79 12.3%	12 5.2%
Bottle/Jar	3 0.5%	1 0.4%
Clerical		
Pencil	2 0.3%	1 0.4%
Slate	3 0.5%	1 0.4%
Tool	2 0.3%	1 0.4%
Clothing		
Closure	8 1.2%	7 3.1%
Footwear	2 0.3%	2 0.9%
Uniform	1 0.2%	1 0.4%
Domestic		
Bottle	3 0.5%	0 0.0%
Firearms		
Ammunition	4 0.6%	4 1.7%
Food Preparation		
Bottle	4 0.6%	2 0.9%
Food Service		
Bowl	2 0.3%	1 0.4%
Dish	2 0.3%	1 0.4%
Plate	7 1.1%	4 1.7%
Plate/Bowl	1 0.2%	1 0.4%
Plate/Dish	14 2.2%	9 3.9%
Tea	17 2.7%	8 3.5%
Tea/Bowl	5 0.8%	4 1.7%
Tea/Bowl/Unidentified	3 0.5%	1 0.4%
Tea/Dish	6 0.9%	2 0.9%
Tool	1 0.2%	1 0.4%
Unidentified	6 0.9%	4 1.7%
Food Storage		
Bottle stopper	1 0.2%	1 0.4%
Container	2 0.3%	1 0.4%
Food/Beverage Storage		

SWHFTS Former topsoil Southwest Hut

Metal		
	128 20.0	72 31.4
Composite and Misc	4 0.6%	3 1.3%
Miscellaneous		
	36 5.6%	18 7.9%
Button – Metal	2 0.3%	2 0.9%
Clay Pipe	5 0.8%	2 0.9%
Fastener	37 5.8%	16 7.0%
Firearm	2 0.3%	2 0.9%
Firearm: Pistol/shotgun	2 0.3%	2 0.9%
Synthetic	9 1.4%	1 0.4%
Total	641 100%	229 100%

Bottle	43 6.7%	18 7.9%
Garden		
Pot	7 1.1%	1 0.4%
Hygiene		
Hair	9 1.4%	1 0.4%
Manufacturing		
Tool	6 0.9%	
Personal		
Bottle	1 0.2%	1 0.4%
Pharmaceutical		
Bottle	22 3.4%	8 3.5%
Recreation		
Game piece	1 0.2%	1 0.4%
Smoking	5 0.8%	2 0.9%
Sewing		
Pin	37 5.8%	16 7.0%
Unidentified		
Bottle	15 2.3%	6 2.6%
Bottle/Cruet	1 0.2%	1 0.4%
Bottle/Jar	4 0.6%	3 1.3%
Container	4 0.6%	1 0.4%
Mug	1 0.2%	1 0.4%
Unidentified	140 21.8	22 9.6%
Various		
Various	52 8.1%	2 0.9%
Total	641 100%	229 100%

YHS21 Context Group Summary

SWHMT Southwest Hut modern topsoil

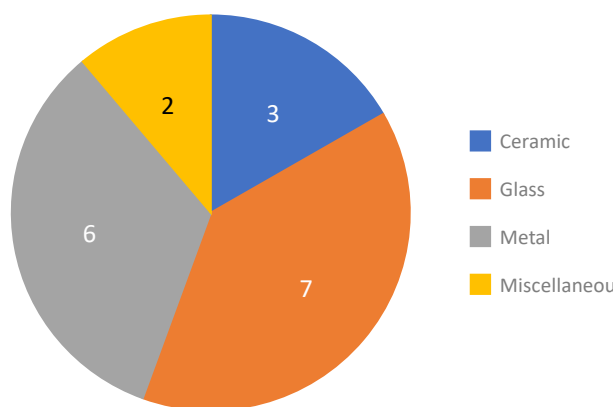
Location NCC and NBB SW Hut
Building SWHut

Type

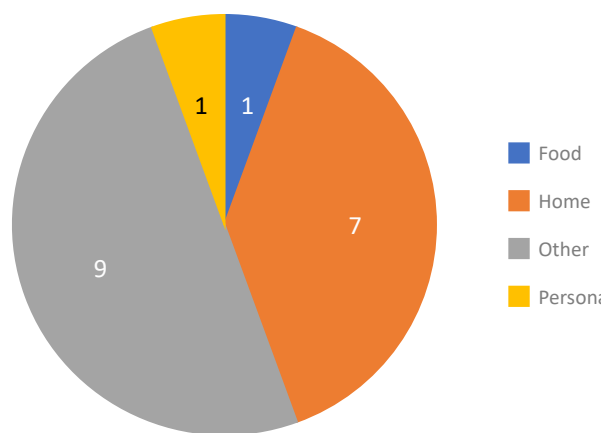
Phase 4 to 5
TPQ 1945

Fragments 18
MNV 15

Classes



Activity Groups



Class	Sherds %	MNV %
Ceramic	3 16.7	3 20.0
Glass	7 38.9	4 26.7
Metal	6 33.3	6 40.0
Miscellaneous	2 11.1	2 13.3
Total	18 100%	15 100%

Activity Group	Sherds %	MNV %
Food	1 5.6%	1 6.7%
Home	7 38.9	7 46.7
Other	9 50.0	6 40.0
Personal	1 5.6%	1 6.7%
Total	18 100%	15 100%

SWHMT Southwest Hut modern topsoil

Artefact Types

Type Name	Sherds %	MNV %
Ceramic		
Mixed Ceramics	3 16.7	3 20.0
Glass		
Bottle – Beer/Wine	1 5.6%	1 6.7%
Mixed Glass	5 27.8	2 13.3
Window Glass	1 5.6%	1 6.7%
Metal		
	6 33.3	6 40.0
Miscellaneous		
	1 5.6%	1 6.7%
Button	1 5.6%	1 6.7%
Total	18 100%	15 100%

Functional Distributions

Activity	Sherds %	MNV %
Architectural/Structural		
Fastening	6 33.3	6 40.0
Window	1 5.6%	1 6.7%
Beverage Storage		
Bottle	1 5.6%	1 6.7%
Clothing		
Closure	1 5.6%	1 6.7%
Unidentified		
Unidentified	6 33.3	3 20.0
Various		
Various	3 16.7	3 20.0
Total	18 100%	15 100%

YHS21 Context Group Summary

SWHPH Southwest Hut Post hole backfills

Post hole backfills

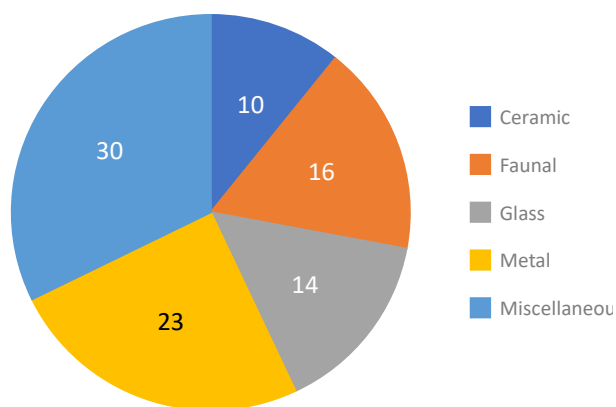
Location NCC	Type Fill	Phase 2	to 2	Fragments 93
Building SWHut	Posthole	TPQ 1853		MNV 38

The Southwest Hut Post Hole backfills (Contexts 1200, 1208, 1219, 1260, 1301) together comprise a small deposit with 93 fragments from at least 38 items. They are mostly domestic in nature with a range of table crockery, a near complete spoon with a decorative handle, lamp glass, bottles, sewing pins and personal items including buttons and a hook and eye. It also contains a percussion cap, likely from a civilian rifle, a Colt revolver projectile and two lead shot, along with four fragments of worked lithics.

The assemblage is a heavily fragmented with an average weight of 2.0g. Only 17 items were complete or near complete and with the exception of the small spoon (97mm long) all were small finds including ammunition, clothing and nails. The remainder was either small or estimated to be 5% complete or less.

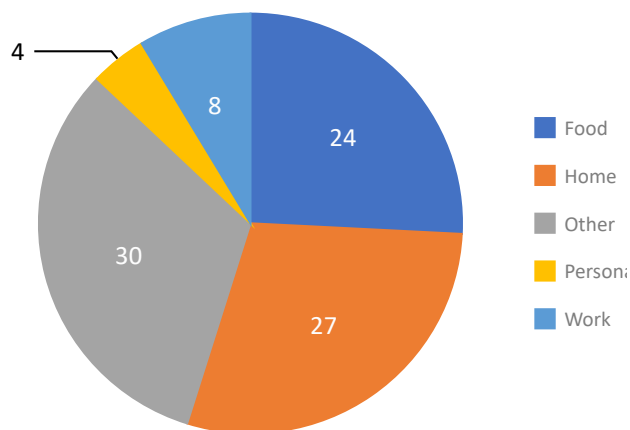
The TPQ of the backfill is 1853 set by 7 wire nails. A projectile from a Colt Model 1851 Navy revolver and a 'Hyams & Co.' made between 1849 and 1862 (YHS3362) support a deposition in the late 1850s. The remainder of the assemblage is characteristically mid 19th century.

Classes



Class	Sherds	%	MNV	%
Ceramic	10	10.8	8	21.1
Faunal	16	17.2		
Glass	14	15.1	7	18.4
Metal	23	24.7	11	28.9
Miscellaneous	30	32.3	12	31.6
Total	93	100%	38	100%

Activity Groups



Activity Group	Sherds	%	MNV	%
Food	24	25.8	9	23.7
Home	27	29.0	16	42.1
Other	30	32.3	5	13.2
Personal	4	4.3%	4	10.5
Work	8	8.6%	4	10.5
Total	93	100%	38	100%

SWHPH Southwest Hut Post hole backfills

Artefact Types

Type Name	Sherds %	MNV %
Ceramic		
Hand-painted earthenware	1 1.1%	1 2.6%
Sponge ware	2 2.2%	1 2.6%
Sprigged bone china	1 1.1%	1 2.6%
Transfer-printed earthenware	3 3.2%	3 7.9%
White Earthenware	2 2.2%	1 2.6%
White Porcellaneous	1 1.1%	1 2.6%
Faunal		
Animal Bone	16 17.2	
Glass		
Bottle – Unidentified	12 12.9	5 13.2
Lamp glass	1 1.1%	1 2.6%
Window Glass	1 1.1%	1 2.6%
Metal		
	23 24.7	11 28.9
Miscellaneous		
	15 16.1	4 10.5
Button – Metal	1 1.1%	1 2.6%
Clay Pipe	1 1.1%	1 2.6%
Fastener	9 9.7%	2 5.3%
Firearm	3 3.2%	3 7.9%
Firearm: Pistol/shotgun	1 1.1%	1 2.6%
Total	93 100%	38 100%

Functional Distributions

Activity	Sherds %	MNV %
Architectural/Structural		
Fastening	15 16.1	11 28.9
Window	1 1.1%	1 2.6%
Beverage Storage		
Bottle	9 9.7%	3 7.9%
Clothing		
Belt	1 1.1%	1 2.6%
Closure	1 1.1%	1 2.6%
Fastener	1 1.1%	1 2.6%
Domestic		
Lighting	1 1.1%	1 2.6%
Firearms		
Ammunition	4 4.3%	4 10.5
Food Service		
Cutlery	8 8.6%	1 2.6%
Plate	2 2.2%	1 2.6%
Tea	1 1.1%	1 2.6%
Tea/Dish	1 1.1%	1 2.6%
Food/Beverage Storage		
Bottle	3 3.2%	2 5.3%
Manufacturing		
Tool	4 4.3%	
Recreation		
Smoking	1 1.1%	1 2.6%
Sewing		
Closure	1 1.1%	1 2.6%
Pin	9 9.7%	2 5.3%
Unidentified		
Container	5 5.4%	
Unidentified	25 26.9	5 13.2
Total	93 100%	38 100%

YHS21 Context Group Summary

SWHR13 Refuse pit (xiii)

Fill of irregular refuse deposit

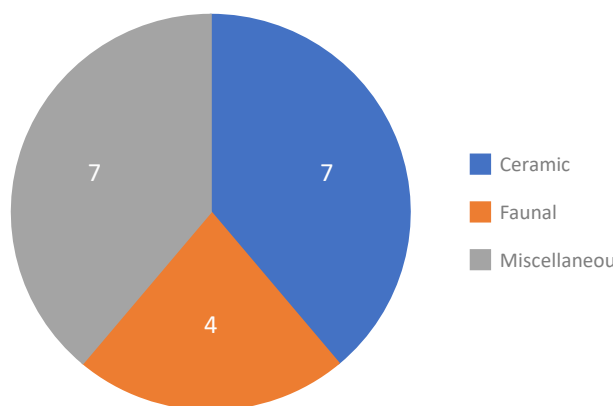
Location NCC SW Hut	Type Deposit	Phase 2 to 3	Fragments 18
Building SWHut	Refuse pit	TPQ 1820	MNV 8

The refuse pit fill (Context 1040) is a small deposit with 18 fragments from at least 8 items. All are domestic in nature and including a sprigged bone china teacup, other table service items, a penny ink bottle, clay pipe and animal bone.

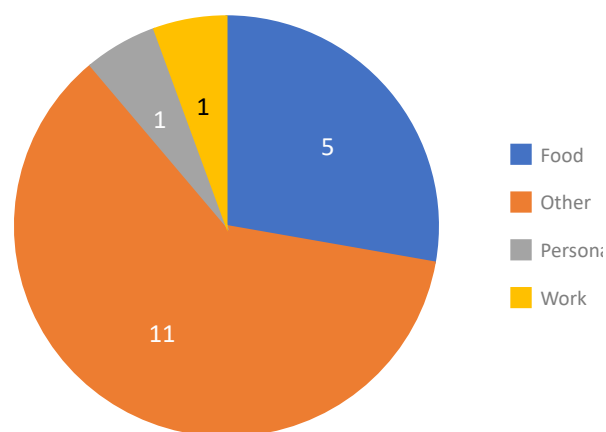
The assemblage is a heavily fragmented with an average weight of 9g, or 3.4g excluding the stoneware penny ink bottle. Excepting the ink bottle all fragments were 5% complete or less, or the percentage complete was inestimable.

The assemblage is a characteristically early- to mid-19th-century deposit with no items necessarily made after 1820.

Classes



Activity Groups



Class	Sherds %	MNV %
Ceramic	7 38.9	4 50.0
Faunal	4 22.2	2 25.0
Miscellaneous	7 38.9	2 25.0
Total	18 100%	8 100%

Activity Group	Sherds %	MNV %
Food	5 27.8	3 37.5
Other	11 61.1	3 37.5
Personal	1 5.6%	1 12.5
Work	1 5.6%	1 12.5
Total	18 100%	8 100%

SWHR13 Refuse pit (xiii)

Artefact Types

Type Name	Sherds %	MNV %
Ceramic		
Coloured body earthenware	1 5.6%	1 12.5 %
Salt-glazed stoneware	1 5.6%	1 12.5
Sprigged bone china	3 16.7	1 12.5
White Earthenware	2 11.1	1 12.5
Faunal		
Animal Bone	4 22.2	2 25.0
Miscellaneous		
	6 33.3	1 12.5
Clay Pipe	1 5.6%	1 12.5
Total	18 100%	8 100%

Functional Distributions

Activity	Sherds %	MNV %
Clerical		
Bottle	1 5.6%	1 12.5
Diet		
Meat	2 11.1	2 25.0
Food Service		
Tea	3 16.7	1 12.5
Recreation		
Smoking	1 5.6%	1 12.5
Unidentified		
Unidentified	11 61.1	3 37.5
Total	18 100%	8 100%

YHS21 Context Group Summary

SWHST Southwest Hut Service Trench Deposit

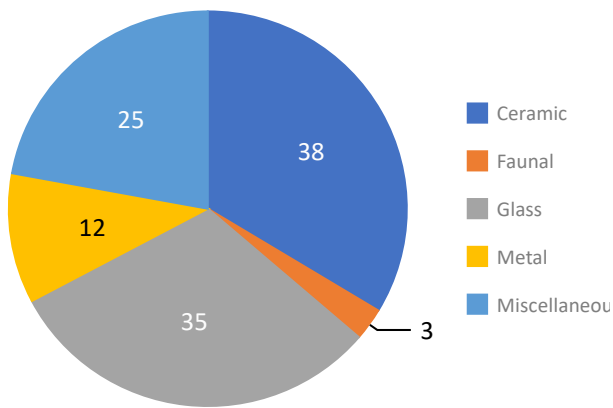
Location NCC
Building SWHut

Type Deposit
Service Feature

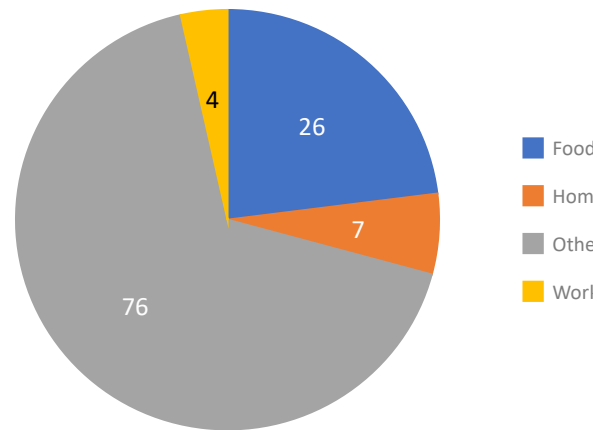
Phase 5 to 5
TPQ 1934

Fragments 113
MNV 49

Classes



Activity Groups



Class	Sherds %	MNV %
Ceramic	38 33.6	14 28.0
Faunal	3 2.7%	1 2.0%
Glass	35 31.0	23 46.0
Metal	12 10.6	3 6.0%
Miscellaneous	25 22.1	9 18.0
Total	113 100%	50 100%

Activity Group	Sherds %	MNV %
Food	26 23.0	13 26.0
Home	7 6.2%	6 12.0
Other	76 67.3	27 54.0
Work	4 3.5%	4 8.0%
Total	113 100%	50 100%

SWHST Southwest Hut Service Trench Deposit

Artefact Types

Type Name	Sherds %	MNV %
Ceramic		
Mixed Ceramics	28 24.8	8 16.0
Polychrome Chinese Porcelain	1 0.9%	0 0.0%
Relief-moulded earthenware	4 3.5%	1 2.0%
Transfer-printed earthenware	4 3.5%	4 8.0%
White Earthenware	1 0.9%	1 2.0%
Faunal		
Animal Bone	3 2.7%	1 2.0%
Glass		
Bottle – Beer/Wine	8 7.1%	4 8.0%
Bottle – Clerical	1 0.9%	1 2.0%
Bottle – Condiments	2 1.8%	2 4.0%
Bottle – Unidentified	1 0.9%	1 2.0%
Mixed Glass	19 16.8	12 24.0
Scientific Glass	1 0.9%	1 2.0%
Tableware – Undecorated	1 0.9%	1 2.0%
Window Glass	2 1.8%	1 2.0%
Metal		
	12 10.6	3 6.0%
Miscellaneous		
	21 18.6	7 14.0
Fastener	1 0.9%	1 2.0%
Firearm	1 0.9%	1 2.0%
Seed	2 1.8%	
Total	113 100%	50 100%

Functional Distributions

Activity	Sherds %	MNV %
Architectural/Structural		
Fastening	3 2.7%	3 6.0%
Window	2 1.8%	1 2.0%
Beverage Service		
Glass	1 0.9%	1 2.0%
Beverage Storage		
Bottle	8 7.1%	4 8.0%
Clerical		
Bottle	1 0.9%	1 2.0%
Tool	1 0.9%	1 2.0%
Diet		
Fruit	2 1.8%	
Firearms		
Ammunition	1 0.9%	1 2.0%
Food Preparation/Person		
Bottle	1 0.9%	1 2.0%
Food Service		
Dish/Saucer	1 0.9%	0 0.0%
Plate	1 0.9%	1 2.0%
Plate/Dish	5 4.4%	2 4.0%
Tea	1 0.9%	1 2.0%
Unidentified	1 0.9%	1 2.0%
Food Storage		
Bottle stopper	2 1.8%	2 4.0%
Label	4 3.5%	1 2.0%
Hygiene		
Jar	1 0.9%	1 2.0%
Research		
Laboratory	1 0.9%	1 2.0%
Sewing		
Pin	1 0.9%	1 2.0%
Unidentified		
Unidentified	47 41.6	18 36.0
Various		
Various	28 24.8	8 16.0
Total	113 100%	50 100%

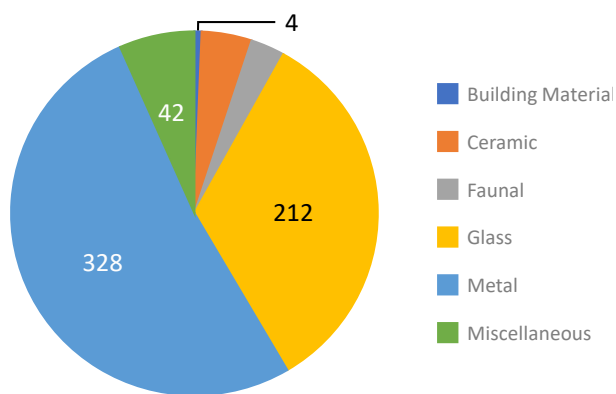
YHS21 Context Group Summary

TRRD Deposits in track/rill

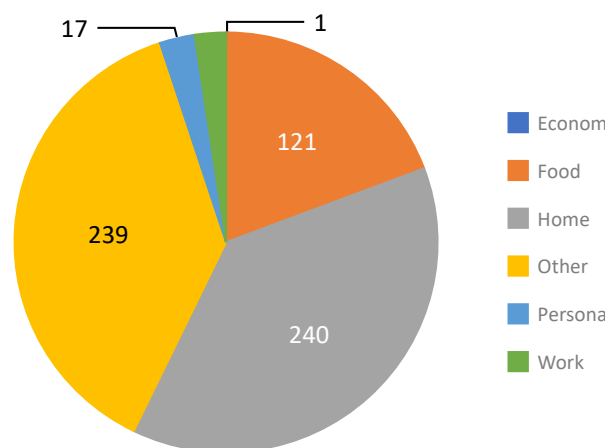
Location NCC Track/Rill	Type Deposit	Phase 2 to 3	Fragments 633
Building Track	Refuse pit	TPQ 1903	MNV 224

Conjoins with former topsoil deposit

Classes



Activity Groups



Class	Sherds	%	MNV	%
Building Materials	4	0.6%		
Ceramic	28	4.4%	9	4.0%
Faunal	19	3.0%		
Glass	212	33.5%	47	21.0%
Metal	328	51.8%	144	64.3%
Miscellaneous	42	6.6%	24	10.7%
Total	633	100%	224	100%

Activity Group	Sherds	%	MNV	%
Economy	1	0.2%	1	0.4%
Food	121	19.1%	15	6.7%
Home	240	37.9%	153	68.3%
Other	239	37.8%	36	16.1%
Personal	17	2.7%	12	5.4%
Work	15	2.4%	7	3.1%
Total	633	100%	224	100%

TRRD Deposits in track/rill

Artefact Types

Type Name	Sherds %	MNV %
Building Materials		
	4 0.6%	
Ceramic		
Ironstone Earthenware	1 0.2%	1 0.4%
Mixed Ceramics	23 3.6%	4 1.8%
Relief-moulded earthenware	1 0.2%	1 0.4%
Terracotta	1 0.2%	1 0.4%
White Earthenware	1 0.2%	1 0.4%
White Stoneware	1 0.2%	1 0.4%
Faunal		
Animal Bone	19 3.0%	
Glass		
Bottle – Beer/Wine	21 3.3%	3 1.3%
Bottle – Pharmacy	10 1.6%	6 2.7%
Bottle – Unidentified	99 15.6%	13 5.8%
Mixed Glass	69 10.9%	22 9.8%
Unidentified glass	6 0.9%	1 0.4%
Window Glass	7 1.1%	2 0.9%
Metal		
	328 51.8%	144 64.3%
Miscellaneous		
	18 2.8%	7 3.1%
Button – Metal	1 0.2%	1 0.4%
Fastener	18 2.8%	12 5.4%
Firearm	1 0.2%	1 0.4%
Firearm: Pistol/shotgun	3 0.5%	2 0.9%
Firearm: Service	1 0.2%	1 0.4%
Total	633 100%	224 100%

Functional Distributions

Activity	Sherds %	MNV %
Architectural/Structural		
Construction	4 0.6%	
Fastening	213 33.6%	141 62.9%
Window	7 1.1%	2 0.9%
Beverage Storage		
Bottle	51 8.1%	5 2.2%
Clerical		
Ink	1 0.2%	1 0.4%
Pencil	1 0.2%	1 0.4%
Pin	1 0.2%	1 0.4%
Clothing		
Closure	3 0.5%	2 0.9%
Footwear	1 0.2%	1 0.4%
Diet		
Meat	2 0.3%	
Firearms		
Ammunition	5 0.8%	4 1.8%
Food Service		
Cutlery	1 0.2%	1 0.4%
Plate	1 0.2%	1 0.4%
Food/Beverage Storage		
Bottle	66 10.4%	8 3.6%
Jewellery		
Decanter	1 0.2%	1 0.4%
Decorative element	1 0.2%	1 0.4%
Manufacturing		
Tool	7 1.1%	
Personal		
Parasol	1 0.2%	1 0.4%
Pharmaceutical		
Bottle	10 1.6%	6 2.7%
Sewing		
Pin	16 2.5%	10 4.5%
Transport		
Horse	1 0.2%	1 0.4%
Unidentified		
Bottle	3 0.5%	3 1.3%
Container	1 0.2%	1 0.4%

TRRD Deposits in track/rill

Unidentified	212 33.5	28 12.5
Various		
Various	23 3.6%	4 1.8%
Total	633 100%	224 100%

YHS Context Summaries

Activities

YHS21

Context 0004	Sherds %	MNV %
Clothing	2 100.0%	2 100.0%
Total	2 100.0%	2 100.0%

Context 0011	Sherds %	MNV %
Clothing	1 100.0%	1 100.0%
Total	1 100.0%	1 100.0%

Context 0014	Sherds %	MNV %
Clothing	1 100.0%	1 100.0%
Total	1 100.0%	1 100.0%

Context 0034	Sherds %	MNV %
Clothing	1 100.0%	1 100.0%
Total	1 100.0%	1 100.0%

Context 0506	Sherds %	MNV %
Clothing	1 20.0%	1 20.0%
Firearms	2 40.0%	2 40.0%
Sewing	2 40.0%	2 40.0%
Total	5 100.0%	5 100.0%

Context 1001	Sherds %	MNV %
Beverage Storage	1 50.0%	1 100.0%
Manufacturing	1 50.0%	
Total	2 100.0%	1 100.0%

Context 1003	Sherds %	MNV %
Architectural/Non-Structural	1 1.2%	1 1.5%
Architectural/Structural	2 2.4%	2 3.1%

Context 1003	Sherds %	MNV %
Beverage Storage	3 3.6%	2 3.1%
Clerical	37 44.0%	36 55.4%
Clothing	1 1.2%	1 1.5%
Domestic	4 4.8%	4 6.2%
Economy	1 1.2%	1 1.5%
Food Service	4 4.8%	3 4.6%
Food Storage	5 6.0%	4 6.2%
Pharmaceutical	1 1.2%	1 1.5%
Research	2 2.4%	2 3.1%
Unidentified	23 27.4%	8 12.3%
Total	84 100.0%	65 100.0%

Context 1004	Sherds %	MNV %
Food Service	1 25.0%	1 50.0%
Food/Beverage Storage	3 75.0%	1 50.0%
Total	4 100.0%	2 100.0%

Context 1010	Sherds %	MNV %
Architectural/Non-Structural	1 0.3%	1 0.7%
Architectural/Structural	49 14.7%	27 18.0%
Beverage Storage	30 9.0%	16 10.7%
Clothing	9 2.7%	9 6.0%
Diet	1 0.3%	1 0.7%
Domestic	3 0.9%	3 2.0%
Economy	5 1.5%	5 3.3%
Food Service	2 0.6%	1 0.7%
Food Storage	5 1.5%	4 2.7%
Jewellery	2 0.6%	2 1.3%
Manufacturing	20 6.0%	
Sewing	1 0.3%	1 0.7%
Transport	1 0.3%	1 0.7%
Unidentified	143 42.9%	64 42.7%

Context 1010	Sherds %	MNV %
Various	61 18.3%	15 10.0%
Total	333 100.0%	150 100.0%

Context 1012	Sherds %	MNV %
Economy	1 100.0%	1 100.0%
Total	1 100.0%	1 100.0%

Context 1013	Sherds %	MNV %
Architectural/Structural	7 38.9%	7 46.7%
Beverage Storage	1 5.6%	1 6.7%
Clothing	1 5.6%	1 6.7%
Unidentified	6 33.3%	3 20.0%
Various	3 16.7%	3 20.0%
Total	18 100.0%	15 100.0%

Context 1014	Sherds %	MNV %
Architectural/Structural	1 2.1%	1 4.5%
Beverage Storage	7 14.9%	2 9.1%
Clerical	25 53.2%	17 77.3%
Unidentified	14 29.8%	2 9.1%
Total	47 100.0%	22 100.0%

Context 1017	Sherds %	MNV %
Architectural/Non-Structural	2 0.2%	2 0.6%
Architectural/Structural	212 17.1%	139 38.4%
Architectural/Structural/Domestic	1 0.1%	1 0.3%
Beverage Service	8 0.6%	4 1.1%
Beverage Service/Hygiene	13 1.1%	1 0.3%
Beverage Storage	100 8.1%	17 4.7%
Clerical	22 1.8%	6 1.7%
Clothing	4 0.3%	4 1.1%
Collectibles/Decorative	6 0.5%	3 0.8%

Context 1017	Sherds %	MNV %
Diet	4 0.3%	4 1.1%
Domestic	4 0.3%	2 0.6%
Economy	9 0.7%	9 2.5%
Firearms	4 0.3%	4 1.1%
Food Preparation	5 0.4%	4 1.1%
Food Service	100 8.1%	43 11.9%
Food Service/Collectibles/Decorative	1 0.1%	1 0.3%
Food Service/Hygiene	1 0.1%	1 0.3%
Food Service/Preparation	4 0.3%	1 0.3%
Food Storage	31 2.5%	4 1.1%
Food/Beverage Storage	106 8.6%	12 3.3%
Hygiene	1 0.1%	1 0.3%
Jewellery	1 0.1%	1 0.3%
Manufacturing	2 0.2%	
Personal	22 1.8%	7 1.9%
Pharmaceutical	14 1.1%	7 1.9%
Recreation	4 0.3%	3 0.8%
Research	5 0.4%	2 0.6%
Sewing	17 1.4%	10 2.8%
Transport	1 0.1%	1 0.3%
Unidentified	429 34.7%	63 17.4%
Various	105 8.5%	5 1.4%
Total	1238 100.0%	362 100.0%

Context 1018	Sherds %	MNV %
Architectural/Non-Structural	2 0.1%	2 0.4%
Architectural/Structural	441 18.1%	306 55.7%
Beverage Service	1 0.0%	1 0.2%
Beverage Storage	369 15.1%	22 4.0%
Clerical	12 0.5%	11 2.0%
Clothing	7 0.3%	7 1.3%
Collectibles/Decorative	1 0.0%	1 0.2%

Context 1018	Sherds %	MNV %
Diet	10 0.4%	
Economy	3 0.1%	3 0.5%
Firearms	4 0.2%	4 0.7%
Food Service	67 2.7%	25 4.6%
Food Storage	4 0.2%	4 0.7%
Hygiene	7 0.3%	1 0.2%
Manufacturing	9 0.4%	
Native animal	40 1.6%	1 0.2%
Personal	1 0.0%	1 0.2%
Pharmaceutical	1 0.0%	1 0.2%
Recreation	6 0.2%	6 1.1%
Research	1 0.0%	1 0.2%
Sewing	2 0.1%	2 0.4%
Transport	1 0.0%	1 0.2%
Unidentified	1174 48.1%	129 23.5%
Various	276 11.3%	20 3.6%
Total	2439 100.0%	549 100.0%

Context 1020	Sherds %	MNV %
Manufacturing	1 100.0%	
Total	1 100.0%	

Context 1023	Sherds %	MNV %
Architectural/Non-Structural	2 0.3%	2 1.7%
Architectural/Structural	187 25.4%	25 21.7%
Beverage Service	1 0.1%	1 0.9%
Beverage Storage	4 0.5%	2 1.7%
Clerical	70 9.5%	44 38.3%
Domestic	1 0.1%	1 0.9%
Firearms	1 0.1%	1 0.9%
Food Service	61 8.3%	6 5.2%
Food Storage	2 0.3%	2 1.7%
Personal	1 0.1%	1 0.9%
Research/Clerical	1 0.1%	1 0.9%
Unidentified	395 53.7%	27 23.5%
Various	9 1.2%	2 1.7%

Context 1023	Sherds %	MNV %
Total	735 100.0%	115 100.0%

Context 1025	Sherds %	MNV %
Architectural/Structural	5 6.8%	4 11.8%
Beverage Service	1 1.4%	1 2.9%
Beverage Storage	6 8.1%	2 5.9%
Clerical	2 2.7%	2 5.9%
Diet	2 2.7%	
Food Preparation/Personal	1 1.4%	1 2.9%
Food Service	3 4.1%	3 8.8%
Food Storage	6 8.1%	3 8.8%
Hygiene	1 1.4%	1 2.9%
Research	1 1.4%	1 2.9%
Unidentified	32 43.2%	12 35.3%
Various	14 18.9%	4 11.8%
Total	74 100.0%	34 100.0%

Context 1027	Sherds %	MNV %
Architectural/Structural	4 16.7%	4 25.0%
Food Service	2 8.3%	2 12.5%
Unidentified	10 41.7%	6 37.5%
Various	8 33.3%	4 25.0%
Total	24 100.0%	16 100.0%

Context 1031	Sherds %	MNV %
Clerical	1 25.0%	1 25.0%
Food/Beverage Storage	1 25.0%	1 25.0%
Unidentified	2 50.0%	2 50.0%
Total	4 100.0%	4 100.0%

Context 1032	Sherds %	MNV %
Architectural/Non-Structural	2 0.2%	2 1.0%

Context 1032	Sherds %	MNV %
Architectural/Structural	153 16.5%	80 41.2%
Beverage Service	4 0.4%	3 1.5%
Beverage Service/Hygiene	12 1.3%	0 0.0%
Beverage Storage	38 4.1%	6 3.1%
Clerical	1 0.1%	1 0.5%
Clothing	7 0.8%	7 3.6%
Collectibles/Decorative	6 0.6%	1 0.5%
Diet	3 0.3%	3 1.5%
Domestic	3 0.3%	2 1.0%
Firearms	9 1.0%	9 4.6%
Food Service	95 10.2%	15 7.7%
Food Storage	12 1.3%	4 2.1%
Food/Beverage Service	1 0.1%	1 0.5%
Food/Beverage Storage	257 27.7%	11 5.7%
Personal	6 0.6%	4 2.1%
Pharmaceutical	15 1.6%	5 2.6%
Recreation	8 0.9%	4 2.1%
Unidentified	297 32.0%	36 18.6%
Total	929 100.0%	194 100.0%

Context 1033	Sherds %	MNV %
Architectural/Structural	27 22.9%	6 14.3%
Beverage Service	1 0.8%	1 2.4%
Beverage Storage	25 21.2%	3 7.1%
Clerical	4 3.4%	3 7.1%
Clothing	1 0.8%	1 2.4%
Diet	4 3.4%	2 4.8%
Food Service	2 1.7%	1 2.4%
Food Storage	1 0.8%	1 2.4%
Hygiene	1 0.8%	1 2.4%
Recreation	1 0.8%	1 2.4%
Research	1 0.8%	1 2.4%
Unidentified	42 35.6%	18 42.9%
Various	8 6.8%	3 7.1%

Context 1033	Sherds %	MNV %
Total	118 100.0%	42 100.0%

Context 1034	Sherds %	MNV %
Beverage Storage	1 12.5%	1 20.0%
Unidentified	7 87.5%	4 80.0%
Total	8 100.0%	5 100.0%

Context 1040	Sherds %	MNV %
Clerical	1 5.6%	1 12.5%
Diet	2 11.1%	2 25.0%
Food Service	3 16.7%	1 12.5%
Recreation	1 5.6%	1 12.5%
Unidentified	11 61.1%	3 37.5%
Total	18 100.0%	8 100.0%

Context 1041	Sherds %	MNV %
Architectural/Structural	18 20.7%	10 23.3%
Beverage Service	1 1.1%	1 2.3%
Beverage Storage	8 9.2%	2 4.7%
Clerical	14 16.1%	10 23.3%
Domestic	1 1.1%	1 2.3%
Food Preparation	7 8.0%	1 2.3%
Food Service	5 5.7%	3 7.0%
Personal	1 1.1%	1 2.3%
Unidentified	18 20.7%	9 20.9%
Various	14 16.1%	5 11.6%
Total	87 100.0%	43 100.0%

Context 1043	Sherds %	MNV %
Beverage Storage	77 100.0%	8 100.0%
Total	77 100.0%	8 100.0%

Context 1045	Sherds %	MNV %
Architectural/Structural	198 4.6%	52 9.5%
Beverage Service	27 0.6%	8 1.5%

Context 1045	Sherds %	MNV %
Beverage Service/Collectibles/Decorative	2 0.0%	1 0.2%
Beverage Storage	1255 29.3%	68 12.5%
Clothing	4 0.1%	3 0.6%
Diet	1586 37.0%	282 51.7%
Domestic	22 0.5%	8 1.5%
Domestic/Clerical	1 0.0%	1 0.2%
Food Preparation	38 0.9%	5 0.9%
Food Service	90 2.1%	29 5.3%
Food Service/Preparation	1 0.0%	1 0.2%
Food Storage	436 10.2%	16 2.9%
Food/Beverage Service	1 0.0%	1 0.2%
Food/Beverage Storage	346 8.1%	6 1.1%
Garden	1 0.0%	1 0.2%
Jewellery	1 0.0%	1 0.2%
Pharmaceutical	31 0.7%	8 1.5%
Recreation	7 0.2%	5 0.9%
Sewing	18 0.4%	18 3.3%
Unidentified	206 4.8%	31 5.7%
Various	13 0.3%	0 0.0%
Total	4284 100.0%	545 100.0%

Context 1048	Sherds %	MNV %
Architectural/Non-Structural	1 0.4%	1 1.1%
Architectural/Structural	56 22.2%	47 50.5%
Beverage Service	4 1.6%	1 1.1%
Beverage Storage	3 1.2%	1 1.1%
Clerical	1 0.4%	1 1.1%
Clothing	1 0.4%	1 1.1%
Diet	2 0.8%	2 2.2%
Food Service	1 0.4%	1 1.1%
Food Storage	1 0.4%	1 1.1%
Personal	1 0.4%	1 1.1%
Sewing	4 1.6%	3 3.2%

Context 1048	Sherds %	MNV %
Unidentified	147 58.3%	28 30.1%
Various	30 11.9%	5 5.4%
Total	252 100.0%	93 100.0%

Context 1053	Sherds %	MNV %
Unidentified	1 100.0%	1 100.0%
Total	1 100.0%	1 100.0%

Context 1054	Sherds %	MNV %
Architectural/Structural	35 21.1%	34 61.8%
Beverage Storage	2 1.2%	2 3.6%
Clothing	5 3.0%	2 3.6%
Diet	2 1.2%	2 3.6%
Food Service	14 8.4%	4 7.3%
Food Storage	5 3.0%	2 3.6%
Food/Beverage Storage	3 1.8%	1 1.8%
Pharmaceutical	6 3.6%	0 0.0%
Unidentified	94 56.6%	8 14.5%
Total	166 100.0%	55 100.0%

Context 1058	Sherds %	MNV %
Unidentified	7 100.0%	6 100.0%
Total	7 100.0%	6 100.0%

Context 1061	Sherds %	MNV %
Architectural/Structural	3 1.5%	1 2.6%
Beverage Service	6 2.9%	3 7.9%
Beverage Storage	38 18.6%	8 21.1%
Clerical	19 9.3%	6 15.8%
Clothing	3 1.5%	3 7.9%
Collectibles/Decorative	7 3.4%	2 5.3%
Diet	3 1.5%	2 5.3%
Domestic	3 1.5%	1 2.6%
Food Service	24 11.8%	4 10.5%

Context 1061	Sherds %	MNV %
Food Storage	2 1.0%	1 2.6%
Food/Beverage Storage	1 0.5%	1 2.6%
Personal	1 0.5%	1 2.6%
Personal/Collectibles/Decorative	1 0.5%	1 2.6%
Unidentified	93 45.6%	4 10.5%
Total	204 100.0%	38 100.0%

Context 1063	Sherds %	MNV %
Architectural/Structural	155 56.8%	1 5.0%
Beverage Service	12 4.4%	1 5.0%
Clerical	9 3.3%	2 10.0%
Clothing	5 1.8%	4 20.0%
Diet	2 0.7%	2 10.0%
Food Service	13 4.8%	2 10.0%
Food Storage	14 5.1%	2 10.0%
Food/Beverage Storage	11 4.0%	2 10.0%
Research	1 0.4%	1 5.0%
Unidentified	51 18.7%	3 15.0%
Total	273 100.0%	20 100.0%

Context 1065	Sherds %	MNV %
Architectural/Structural	116 63.0%	2 15.4%
Beverage Storage	29 15.8%	5 38.5%
Food Preparation	27 14.7%	1 7.7%
Food Service	1 0.5%	1 7.7%
Food/Beverage Storage	2 1.1%	2 15.4%
Pharmaceutical	9 4.9%	2 15.4%
Total	184 100.0%	13 100.0%

Context 1068	Sherds %	MNV %
Architectural/Structural	8 4.2%	5 7.0%
Beverage Storage	3 1.6%	3 4.2%
Clerical	1 0.5%	1 1.4%

Context 1068	Sherds %	MNV %
Clothing	6 3.1%	6 8.5%
Firearms	5 2.6%	5 7.0%
Hygiene	2 1.0%	1 1.4%
Jewellery	5 2.6%	1 1.4%
Personal	1 0.5%	1 1.4%
Pharmaceutical	2 1.0%	1 1.4%
Recreation	2 1.0%	1 1.4%
Sewing	136 71.2%	41 57.7%
Unidentified	20 10.5%	5 7.0%
Total	191 100.0%	71 100.0%

Context 1069	Sherds %	MNV %
Beverage Storage	2 22.2%	2 33.3%
Clerical	2 22.2%	1 16.7%
Pharmaceutical	3 33.3%	2 33.3%
Unidentified	2 22.2%	1 16.7%
Total	9 100.0%	6 100.0%

Context 1070	Sherds %	MNV %
Food/Beverage Storage	2 50.0%	2 50.0%
Unidentified	2 50.0%	2 50.0%
Total	4 100.0%	4 100.0%

Context 1071	Sherds %	MNV %
Architectural/Structural	94 17.2%	77 50.3%
Beverage Service	2 0.4%	1 0.7%
Beverage Storage	133 24.3%	6 3.9%
Clerical	1 0.2%	1 0.7%
Clothing	7 1.3%	5 3.3%
Domestic	2 0.4%	1 0.7%
Firearms	2 0.4%	2 1.3%
Food Service	42 7.7%	17 11.1%
Food Storage	3 0.5%	
Food/Beverage Storage	61 11.1%	10 6.5%
Pharmaceutical	4 0.7%	4 2.6%

Context 1071	Sherds %	MNV %
Recreation	2 0.4%	2 1.3%
Sewing	2 0.4%	2 1.3%
Unidentified	161 29.4%	25 16.3%
Various	32 5.8%	0 0.0%
Total	548 100.0%	153 100.0%

Context 1073	Sherds %	MNV %
Architectural/Structural	4 9.3%	4 15.4%
Beverage Storage	1 2.3%	1 3.8%
Clothing	4 9.3%	3 11.5%
Firearms	2 4.7%	2 7.7%
Food Service	1 2.3%	1 3.8%
Hygiene	1 2.3%	1 3.8%
Pharmaceutical	1 2.3%	1 3.8%
Recreation	1 2.3%	1 3.8%
Sewing	9 20.9%	3 11.5%
Unidentified	19 44.2%	9 34.6%
Total	43 100.0%	26 100.0%

Context 1075	Sherds %	MNV %
Architectural/Structural	1 4.8%	1 12.5%
Beverage Storage	1 4.8%	1 12.5%
Domestic	5 23.8%	1 12.5%
Food/Beverage Storage	2 9.5%	1 12.5%
Sewing	1 4.8%	1 12.5%
Unidentified	11 52.4%	3 37.5%
Total	21 100.0%	8 100.0%

Context 1077	Sherds %	MNV %
Sewing	13 100.0%	10 100.0%
Total	13 100.0%	10 100.0%

Context 1079	Sherds %	MNV %
Unidentified	7 63.6%	3 42.9%
Various	4 36.4%	4 57.1%

Context 1079	Sherds %	MNV %
Total	11 100.0%	7 100.0%

Context 1080	Sherds %	MNV %
Architectural/Structural	15 25.9%	12 41.4%
Beverage Storage	6 10.3%	3 10.3%
Economy	1 1.7%	1 3.4%
Food Service	3 5.2%	2 6.9%
Manufacturing	1 1.7%	
Sewing	1 1.7%	1 3.4%
Unidentified	22 37.9%	9 31.0%
Various	9 15.5%	1 3.4%
Total	58 100.0%	29 100.0%

Context 1084	Sherds %	MNV %
Architectural/Structural	1 33.3%	1 33.3%
Firearms	1 33.3%	1 33.3%
Unidentified	1 33.3%	1 33.3%
Total	3 100.0%	3 100.0%

Context 1086	Sherds %	MNV %
Unidentified	1 100.0%	1 100.0%
Total	1 100.0%	1 100.0%

Context 1087	Sherds %	MNV %
Unidentified	7 100.0%	
Total	7 100.0%	

Context 1088	Sherds %	MNV %
Food/Beverage Storage	1 100.0%	1 100.0%
Total	1 100.0%	1 100.0%

Context 1091	Sherds %	MNV %
Architectural/Structural	1 2.2%	1 5.9%

Context 1091	Sherds %	MNV %
Beverage Storage	2 4.4%	1 5.9%
Clerical	1 2.2%	1 5.9%
Clothing	1 2.2%	1 5.9%
Firearms	1 2.2%	1 5.9%
Food Storage	5 11.1%	1 5.9%
Manufacturing	5 11.1%	
Unidentified	25 55.6%	7 41.2%
Various	4 8.9%	4 23.5%
Total	45 100.0%	17 100.0%

Context 1093	Sherds %	MNV %
Architectural/Structural	2 100.0%	1 100.0%
Total	2 100.0%	1 100.0%

Context 1095	Sherds %	MNV %
Manufacturing	1 100.0%	
Total	1 100.0%	

Context 1097	Sherds %	MNV %
Beverage Storage	2 10.0%	1 5.6%
Diet	9 45.0%	9 50.0%
Food Service	1 5.0%	1 5.6%
Food Storage	2 10.0%	1 5.6%
Unidentified	6 30.0%	6 33.3%
Total	20 100.0%	18 100.0%

Context 1098	Sherds %	MNV %
Architectural/Structural	103 4.7%	61 18.7%
Beverage Service	2 0.1%	1 0.3%
Beverage Storage	669 30.5%	28 8.6%
Clerical	13 0.6%	9 2.8%
Clothing	8 0.4%	7 2.1%
Collectibles/Decorative	1 0.0%	1 0.3%
Diet	47 2.1%	36 11.0%
Food Service	6 0.3%	5 1.5%

Context 1098	Sherds %	MNV %
Food Storage	3 0.1%	3 0.9%
Manufacturing	15 0.7%	
Pharmaceutical	1 0.0%	1 0.3%
Recreation	4 0.2%	4 1.2%
Sewing	11 0.5%	9 2.8%
Transport	1 0.0%	1 0.3%
Unidentified	1146 52.2%	157 48.0%
Various	167 7.6%	4 1.2%
Total	2197 100.0%	327 100.0%

Context 1099	Sherds %	MNV %
Food Service	2 100.0%	1 100.0%
Total	2 100.0%	1 100.0%

Context 1100	Sherds %	MNV %
Architectural/Structural	2 20.0%	2 28.6%
Beverage Storage	2 20.0%	1 14.3%
Firearms	1 10.0%	1 14.3%
Food Service	1 10.0%	1 14.3%
Sewing	1 10.0%	1 14.3%
Unidentified	3 30.0%	1 14.3%
Total	10 100.0%	7 100.0%

Context 1103	Sherds %	MNV %
Architectural/Structural	11 27.5%	3 21.4%
Beverage Storage	7 17.5%	2 14.3%
Clothing	1 2.5%	1 7.1%
Manufacturing	5 12.5%	
Unidentified	16 40.0%	8 57.1%
Total	40 100.0%	14 100.0%

Context 1104	Sherds %	MNV %
Architectural/Structural	176 18.4%	96 42.9%
Beverage Service	1 0.1%	1 0.4%
Beverage Storage	179 18.7%	12 5.4%

Context 1104	Sherds %	MNV %
Clerical	3 0.3%	3 1.3%
Diet	37 3.9%	21 9.4%
Firearms	2 0.2%	2 0.9%
Food Service	18 1.9%	7 3.1%
Food Storage	11 1.2%	3 1.3%
Manufacturing	35 3.7%	
Personal	1 0.1%	1 0.4%
Recreation	1 0.1%	1 0.4%
Unidentified	383 40.1%	61 27.2%
Various	109 11.4%	16 7.1%
Total	956 100.0%	224 100.0%

Context 1110	Sherds %	MNV %
Architectural/Structural	2 8.0%	2 15.4%
Beverage Service	1 4.0%	1 7.7%
Beverage Storage	1 4.0%	1 7.7%
Personal	1 4.0%	1 7.7%
Unidentified	20 80.0%	8 61.5%
Total	25 100.0%	13 100.0%

Context 1112	Sherds %	MNV %
Architectural/Structural	1 4.3%	1 12.5%
Beverage Storage	3 13.0%	1 12.5%
Diet	3 13.0%	2 25.0%
Unidentified	14 60.9%	3 37.5%
Various	2 8.7%	1 12.5%
Total	23 100.0%	8 100.0%

Context 1115	Sherds %	MNV %
Architectural/Structural	11 44.0%	6 60.0%
Beverage Storage	5 20.0%	1 10.0%
Clerical	1 4.0%	1 10.0%
Manufacturing	2 8.0%	
Unidentified	6 24.0%	2 20.0%

Context 1115	Sherds %	MNV %
Total	25 100.0%	10 100.0%

Context 1116	Sherds %	MNV %
Architectural/Structural	2 100.0%	2 100.0%
Total	2 100.0%	2 100.0%

Context 1117	Sherds %	MNV %
Architectural/Structural	5 3.0%	4 15.4%
Beverage Service	1 0.6%	1 3.8%
Beverage Storage	40 24.4%	4 15.4%
Food Service	1 0.6%	1 3.8%
Unidentified	109 66.5%	12 46.2%
Various	8 4.9%	4 15.4%
Total	164 100.0%	26 100.0%

Context 1118	Sherds %	MNV %
Architectural/Structural	13 35.1%	8 66.7%
Beverage Storage	6 16.2%	1 8.3%
Unidentified	16 43.2%	2 16.7%
Various	2 5.4%	1 8.3%
Total	37 100.0%	12 100.0%

Context 1119	Sherds %	MNV %
Beverage Storage	2 33.3%	1 33.3%
Diet	1 16.7%	1 33.3%
Unidentified	3 50.0%	1 33.3%
Total	6 100.0%	3 100.0%

Context 1121	Sherds %	MNV %
Architectural/Structural	1 1.3%	1 6.3%
Beverage Service	1 1.3%	1 6.3%
Beverage Storage	26 32.9%	2 12.5%
Manufacturing	2 2.5%	
Recreation	1 1.3%	1 6.3%

Context 1121	Sherds %	MNV %
Unidentified	44 55.7%	10 62.5%
Various	4 5.1%	1 6.3%
Total	79 100.0%	16 100.0%

Context 1123	Sherds %	MNV %
Architectural/Structural	2 3.1%	1 25.0%
Beverage Storage	63 96.9%	3 75.0%
Total	65 100.0%	4 100.0%

Context 1125	Sherds %	MNV %
Architectural/Structural	1 2.6%	1 7.7%
Unidentified	32 82.1%	11 84.6%
Various	6 15.4%	1 7.7%
Total	39 100.0%	13 100.0%

Context 1127	Sherds %	MNV %
Architectural/Structural	4 2.4%	2 10.5%
Diet	3 1.8%	3 15.8%
Manufacturing	7 4.2%	
Sewing	1 0.6%	1 5.3%
Unidentified	142 85.0%	12 63.2%
Various	10 6.0%	1 5.3%
Total	167 100.0%	19 100.0%

Context 1129	Sherds %	MNV %
Architectural/Structural	3 50.0%	3 60.0%
Beverage Storage	2 33.3%	1 20.0%
Unidentified	1 16.7%	1 20.0%
Total	6 100.0%	5 100.0%

Context 1130	Sherds %	MNV %
Architectural/Structural	36 11.7%	24 30.8%
Beverage Service	2 0.7%	1 1.3%

Context 1130	Sherds %	MNV %
Beverage Service/Collectibles/Decorative	1 0.3%	1 1.3%
Beverage Storage	18 5.9%	5 6.4%
Clerical	1 0.3%	1 1.3%
Diet	16 5.2%	7 9.0%
Domestic	8 2.6%	1 1.3%
Food Service	9 2.9%	6 7.7%
Food Storage	4 1.3%	1 1.3%
Food/Beverage Storage	19 6.2%	4 5.1%
Garden	9 2.9%	2 2.6%
Manufacturing	1 0.3%	
Pharmaceutical	3 1.0%	3 3.8%
Sewing	16 5.2%	11 14.1%
Unidentified	164 53.4%	11 14.1%
Total	307 100.0%	78 100.0%

Context 1131	Sherds %	MNV %
Architectural/Structural	1 100.0%	1 100.0%
Total	1 100.0%	1 100.0%

Context 1133	Sherds %	MNV %
Architectural/Structural	1 33.3%	1 33.3%
Various	2 66.7%	2 66.7%
Total	3 100.0%	3 100.0%

Context 1140	Sherds %	MNV %
Architectural/Structural	15 5.6%	15 21.4%
Beverage Service	3 1.1%	2 2.9%
Beverage Storage	12 4.5%	4 5.7%
Diet	17 6.3%	16 22.9%
Domestic	27 10.0%	2 2.9%
Food Preparation	5 1.9%	5 7.1%
Food Service	7 2.6%	2 2.9%
Food Storage	94 34.9%	14 20.0%

Context 1140	Sherds %	MNV %
Food/Beverage Storage	55 20.4%	1 1.4%
Pharmaceutical	2 0.7%	1 1.4%
Unidentified	32 11.9%	8 11.4%
Total	269 100.0%	70 100.0%

Context 1141	Sherds %	MNV %
Clerical	1 6.7%	1 20.0%
Unidentified	5 33.3%	
Various	9 60.0%	4 80.0%
Total	15 100.0%	5 100.0%

Context 1142	Sherds %	MNV %
Architectural/Structural	4 16.0%	4 36.4%
Clerical	2 8.0%	1 9.1%
Unidentified	17 68.0%	6 54.5%
Various	2 8.0%	
Total	25 100.0%	11 100.0%

Context 1143	Sherds %	MNV %
Architectural/Non-Structural	2 0.3%	1 1.4%
Architectural/Structural	72 12.3%	18 25.0%
Beverage Storage	86 14.7%	5 6.9%
Clerical	72 12.3%	12 16.7%
Collectibles/Decorative	4 0.7%	0 0.0%
Diet	1 0.2%	
Domestic	13 2.2%	3 4.2%
Firearms	1 0.2%	1 1.4%
Food Service	21 3.6%	8 11.1%
Food Storage	6 1.0%	2 2.8%
Food/Beverage Storage	28 4.8%	4 5.6%
Personal	1 0.2%	1 1.4%
Pharmaceutical	27 4.6%	3 4.2%
Unidentified	252 43.0%	14 19.4%

Context 1143	Sherds %	MNV %
Total	586 100.0%	72 100.0%

Context 1149	Sherds %	MNV %
Architectural/Structural	1 33.3%	1 50.0%
Unidentified	2 66.7%	1 50.0%
Total	3 100.0%	2 100.0%

Context 1150	Sherds %	MNV %
Architectural/Structural	27 56.3%	18 62.1%
Beverage Storage	1 2.1%	1 3.4%
Food Service	1 2.1%	1 3.4%
Food/Beverage Storage	1 2.1%	1 3.4%
Pharmaceutical	1 2.1%	1 3.4%
Unidentified	17 35.4%	7 24.1%
Total	48 100.0%	29 100.0%

Context 1153	Sherds %	MNV %
Architectural/Structural	2 22.2%	1 16.7%
Food Storage	5 55.6%	3 50.0%
Various	2 22.2%	2 33.3%
Total	9 100.0%	6 100.0%

Context 1155	Sherds %	MNV %
Architectural/Non-Structural	5 0.4%	5 1.1%
Architectural/Structural	341 26.7%	191 43.5%
Beverage Service	4 0.3%	2 0.5%
Beverage Storage	23 1.8%	5 1.1%
Clerical	369 28.9%	144 32.8%
Clothing	28 2.2%	25 5.7%
Collectibles/Decorative	1 0.1%	1 0.2%
Diet	2 0.2%	2 0.5%
Domestic	66 5.2%	4 0.9%

Context 1155	Sherds %	MNV %
Economy	1 0.1%	1 0.2%
Firearms	1 0.1%	1 0.2%
Food Service	9 0.7%	3 0.7%
Food Storage	3 0.2%	2 0.5%
Food/Beverage Storage	12 0.9%	5 1.1%
Jewellery	1 0.1%	1 0.2%
Manufacturing	1 0.1%	
Pharmaceutical	31 2.4%	3 0.7%
Recreation	1 0.1%	1 0.2%
Sewing	4 0.3%	4 0.9%
Unidentified	366 28.6%	38 8.7%
Various	9 0.7%	1 0.2%
Total	1278 100.0%	439 100.0%

Context 1157	Sherds %	MNV %
Architectural/Structural	45 30.4%	33 52.4%
Beverage Storage	21 14.2%	3 4.8%
Clerical	2 1.4%	2 3.2%
Diet	2 1.4%	
Jewellery	1 0.7%	1 1.6%
Transport	1 0.7%	1 1.6%
Unidentified	65 43.9%	19 30.2%
Various	11 7.4%	4 6.3%
Total	148 100.0%	63 100.0%

Context 1159	Sherds %	MNV %
Architectural/Structural	152 34.8%	92 69.7%
Beverage Storage	29 6.6%	1 0.8%
Clerical	1 0.2%	1 0.8%
Clothing	4 0.9%	3 2.3%
Firearms	5 1.1%	4 3.0%
Food Service	1 0.2%	1 0.8%
Food/Beverage Storage	65 14.9%	7 5.3%
Jewellery	1 0.2%	1 0.8%
Manufacturing	7 1.6%	

Context 1159	Sherds %	MNV %
Personal	1 0.2%	1 0.8%
Pharmaceutical	9 2.1%	5 3.8%
Sewing	16 3.7%	10 7.6%
Unidentified	134 30.7%	6 4.5%
Various	12 2.7%	0 0.0%
Total	437 100.0%	132 100.0%

Context 1164	Sherds %	MNV %
Architectural/Structural	208 25.8%	142 54.0%
Beverage Service	8 1.0%	3 1.1%
Beverage Service/Collectibles/Decorative	2 0.2%	1 0.4%
Beverage Storage	165 20.4%	8 3.0%
Clerical	1 0.1%	1 0.4%
Clothing	7 0.9%	7 2.7%
Firearms	3 0.4%	3 1.1%
Food Preparation	5 0.6%	1 0.4%
Food Service	95 11.8%	37 14.1%
Food Service/Collectibles/Decorative	1 0.1%	1 0.4%
Food Service/Hygiene	1 0.1%	1 0.4%
Food Storage	19 2.4%	5 1.9%
Food/Beverage Storage	115 14.3%	15 5.7%
Jewellery	2 0.2%	2 0.8%
Pharmaceutical	22 2.7%	7 2.7%
Recreation	2 0.2%	1 0.4%
Research	1 0.1%	1 0.4%
Sewing	12 1.5%	12 4.6%
Transport	1 0.1%	1 0.4%
Unidentified	112 13.9%	12 4.6%
Various	25 3.1%	2 0.8%
Total	807 100.0%	263 100.0%

Context 1165	Sherds %	MNV %
Beverage Storage	6 1.0%	2 12.5%

Context 1165	Sherds %	MNV %
Food Service	19 3.1%	1 6.3%
Unidentified	571 93.6%	10 62.5%
Various	14 2.3%	3 18.8%
Total	610 100.0%	16 100.0%

Context 1169	Sherds %	MNV %
Sewing	1 100.0%	1 100.0%
Total	1 100.0%	1 100.0%

Context 1171	Sherds %	MNV %
Architectural/Structural	3 100.0%	2 100.0%
Total	3 100.0%	2 100.0%

Context 1175	Sherds %	MNV %
Architectural/Structural	30 8.5%	22 31.0%
Beverage Service	5 1.4%	1 1.4%
Beverage Service/Collectibles/Decorative	1 0.3%	1 1.4%
Beverage Storage	47 13.2%	2 2.8%
Clerical	2 0.6%	1 1.4%
Clothing	2 0.6%	2 2.8%
Domestic	10 2.8%	1 1.4%
Food Preparation	4 1.1%	2 2.8%
Food Service	62 17.5%	14 19.7%
Food/Beverage Storage	53 14.9%	11 15.5%
Manufacturing	13 3.7%	
Pharmaceutical	7 2.0%	3 4.2%
Sewing	5 1.4%	2 2.8%
Unidentified	83 23.4%	9 12.7%
Various	31 8.7%	0 0.0%
Total	355 100.0%	71 100.0%

Context 1177	Sherds %	MNV %
Architectural/Structural	107 16.7%	73 31.9%

Context 1177	Sherds %	MNV %
Beverage Service	8 1.2%	2 0.9%
Beverage Storage	82 12.8%	13 5.7%
Clerical	7 1.1%	3 1.3%
Clothing	11 1.7%	10 4.4%
Domestic	3 0.5%	0 0.0%
Firearms	4 0.6%	4 1.7%
Food Preparation	4 0.6%	2 0.9%
Food Service	64 10.0%	36 15.7%
Food Storage	3 0.5%	2 0.9%
Food/Beverage Storage	43 6.7%	18 7.9%
Garden	7 1.1%	1 0.4%
Hygiene	9 1.4%	1 0.4%
Manufacturing	6 0.9%	
Personal	1 0.2%	1 0.4%
Pharmaceutical	22 3.4%	8 3.5%
Recreation	6 0.9%	3 1.3%
Sewing	37 5.8%	16 7.0%
Unidentified	165 25.7%	34 14.8%
Various	52 8.1%	2 0.9%
Total	641 100.0%	229 100.0%

Context 1178	Sherds %	MNV %
Architectural/Structural	1 50.0%	1 100.0%
Unidentified	1 50.0%	
Total	2 100.0%	1 100.0%

Context 1180	Sherds %	MNV %
Architectural/Structural	15 12.6%	14 28.6%
Beverage Service	2 1.7%	2 4.1%
Beverage Storage	9 7.6%	3 6.1%
Clerical	5 4.2%	2 4.1%
Firearms	1 0.8%	1 2.0%
Food Service	18 15.1%	9 18.4%
Food/Beverage Storage	16 13.4%	4 8.2%
Pharmaceutical	5 4.2%	4 8.2%

Context 1180	Sherds %	MNV %
Sewing	2 1.7%	1 2.0%
Unidentified	34 28.6%	7 14.3%
Various	12 10.1%	2 4.1%
Total	119 100.0%	49 100.0%

Context 1182	Sherds %	MNV %
Beverage Storage	2 5.1%	2 12.5%
Firearms	1 2.6%	1 6.3%
Food Service	6 15.4%	2 12.5%
Sewing	1 2.6%	1 6.3%
Unidentified	15 38.5%	6 37.5%
Various	14 35.9%	4 25.0%
Total	39 100.0%	16 100.0%

Context 1188	Sherds %	MNV %
Unidentified	2 100.0%	2 100.0%
Total	2 100.0%	2 100.0%

Context 1193	Sherds %	MNV %
Architectural/Structural	4 14.8%	2 18.2%
Beverage Storage	1 3.7%	1 9.1%
Food Service	7 25.9%	2 18.2%
Unidentified	15 55.6%	6 54.5%
Total	27 100.0%	11 100.0%

Context 1194	Sherds %	MNV %
Architectural/Structural	18 4.1%	17 10.3%
Beverage Service	10 2.3%	3 1.8%
Beverage Storage	67 15.4%	30 18.2%
Clerical	2 0.5%	1 0.6%
Clothing	1 0.2%	1 0.6%
Diet	5 1.2%	4 2.4%
Food storage	23 5.3%	13 7.9%
Food/Beverage Service	2 0.5%	2 1.2%

Context 1194	Sherds %	MNV %
Food/Beverage Storage	1 0.2%	0 0.0%
Manufacturing	36 8.3%	
Unidentified	144 33.2%	74 44.8%
Various	125 28.8%	20 12.1%
Total	434 100.0%	165 100.0%

Context 1195	Sherds %	MNV %
Architectural/Structural	6 3.5%	4 9.8%
Beverage Storage	23 13.5%	10 24.4%
Domestic	1 0.6%	1 2.4%
Food Preparation/Beverage Service	1 0.6%	1 2.4%
Food Service	2 1.2%	2 4.9%
Food/Beverage Storage	17 9.9%	13 31.7%
Manufacturing	107 62.6%	
Pharmaceutical	3 1.8%	3 7.3%
Recreation	1 0.6%	1 2.4%
Unidentified	10 5.8%	6 14.6%
Total	171 100.0%	41 100.0%

Context 1197	Sherds %	MNV %
Architectural/Structural	5 5.0%	5 15.6%
Beverage Storage	16 16.0%	3 9.4%
Food Service	15 15.0%	11 34.4%
Food Storage	1 1.0%	1 3.1%
Food/Beverage Storage	25 25.0%	3 9.4%
Garden	1 1.0%	1 3.1%
Pharmaceutical	9 9.0%	2 6.3%
Unidentified	28 28.0%	6 18.8%
Total	100 100.0%	32 100.0%

Context 1198	Sherds %	MNV %
Architectural/Structural	58 18.9%	39 45.3%

Context 1198	Sherds %	MNV %
Beverage Storage	51 16.6%	3 3.5%
Clothing	1 0.3%	1 1.2%
Domestic	1 0.3%	1 1.2%
Firearms	1 0.3%	1 1.2%
Food Service	17 5.5%	11 12.8%
Food/Beverage Storage	34 11.1%	8 9.3%
Garden	1 0.3%	1 1.2%
Hygiene	8 2.6%	1 1.2%
Jewellery	1 0.3%	1 1.2%
Manufacturing	16 5.2%	
Personal	3 1.0%	1 1.2%
Pharmaceutical	18 5.9%	6 7.0%
Sewing	1 0.3%	1 1.2%
Transport	1 0.3%	1 1.2%
Unidentified	92 30.0%	10 11.6%
Various	3 1.0%	0 0.0%
Total	307 100.0%	86 100.0%

Context 1200	Sherds %	MNV %
Architectural/Structural	1 4.5%	1 33.3%
Clothing	1 4.5%	1 33.3%
Unidentified	20 90.9%	1 33.3%
Total	22 100.0%	3 100.0%

Context 1202	Sherds %	MNV %
Architectural/Structural	1 7.1%	1 16.7%
Food Service	1 7.1%	1 16.7%
Transport	1 7.1%	1 16.7%
Unidentified	11 78.6%	3 50.0%
Total	14 100.0%	6 100.0%

Context 1204	Sherds %	MNV %
Architectural/Structural	8 100.0%	8 100.0%

Context 1204	Sherds %	MNV %
Total	8 100.0%	8 100.0%

Context 1206	Sherds %	MNV %
Architectural/Structural	5 16.1%	4 19.0%
Beverage Storage	2 6.5%	1 4.8%
Diet	5 16.1%	4 19.0%
Firearms	1 3.2%	1 4.8%
Food Service	4 12.9%	3 14.3%
Food/Beverage Storage	7 22.6%	3 14.3%
Unidentified	7 22.6%	5 23.8%
Total	31 100.0%	21 100.0%

Context 1208	Sherds %	MNV %
Architectural/Structural	13 28.3%	9 42.9%
Clothing	1 2.2%	1 4.8%
Firearms	3 6.5%	3 14.3%
Food Service	11 23.9%	3 14.3%
Food/Beverage Storage	1 2.2%	1 4.8%
Manufacturing	1 2.2%	
Recreation	1 2.2%	1 4.8%
Sewing	9 19.6%	2 9.5%
Unidentified	6 13.0%	1 4.8%
Total	46 100.0%	21 100.0%

Context 1211	Sherds %	MNV %
Beverage Storage	1 14.3%	1 100.0%
Manufacturing	6 85.7%	
Total	7 100.0%	1 100.0%

Context 1213	Sherds %	MNV %
Architectural/Structural	4 36.4%	4 44.4%
Beverage Storage	1 9.1%	1 11.1%
Clothing	1 9.1%	1 11.1%

Context 1213	Sherds %	MNV %
Food/Beverage Storage	2 18.2%	1 11.1%
Manufacturing	1 9.1%	
Unidentified	2 18.2%	2 22.2%
Total	11 100.0%	9 100.0%

Context 1219	Sherds %	MNV %
Architectural/Structural	2 10.0%	2 20.0%
Beverage Storage	8 40.0%	2 20.0%
Firearms	1 5.0%	1 10.0%
Food/Beverage Storage	2 10.0%	1 10.0%
Manufacturing	2 10.0%	
Sewing	1 5.0%	1 10.0%
Unidentified	4 20.0%	3 30.0%
Total	20 100.0%	10 100.0%

Context 1224	Sherds %	MNV %
Architectural/Structural	1 100.0%	
Total	1 100.0%	

Context 1226	Sherds %	MNV %
Architectural/Structural	26 78.8%	24 85.7%
Beverage Service	1 3.0%	1 3.6%
Unidentified	6 18.2%	3 10.7%
Total	33 100.0%	28 100.0%

Context 1229	Sherds %	MNV %
Beverage Storage	3 33.3%	1 20.0%
Clothing	1 11.1%	1 20.0%
Food storage	2 22.2%	2 40.0%
Various	3 33.3%	1 20.0%
Total	9 100.0%	5 100.0%

Context 1231	Sherds %	MNV %

Context 1231	Sherds %	MNV %
Manufacturing	1 100.0%	
Total	1 100.0%	

Context 1232	Sherds %	MNV %
Recreation	3 100.0%	1 100.0%
Total	3 100.0%	1 100.0%

Context 1235	Sherds %	MNV %
Beverage Storage	74 67.9%	6 27.3%
Diet	1 0.9%	1 4.5%
Food storage	2 1.8%	2 9.1%
Manufacturing	7 6.4%	
Unidentified	21 19.3%	12 54.5%
Various	4 3.7%	1 4.5%
Total	109 100.0%	22 100.0%

Context 1237	Sherds %	MNV %
Architectural/Structural	1 1.9%	1 4.2%
Diet	13 24.1%	12 50.0%
Food Storage	8 14.8%	1 4.2%
Food/Beverage Storage	4 7.4%	2 8.3%
Unidentified	28 51.9%	8 33.3%
Total	54 100.0%	24 100.0%

Context 1239	Sherds %	MNV %
Architectural/Structural	1 0.2%	1 2.3%
Diet	91 17.6%	35 79.5%
Manufacturing	1 0.2%	
Transport	5 1.0%	2 4.5%
Unidentified	420 81.1%	6 13.6%
Total	518 100.0%	44 100.0%

Context 1241	Sherds %	MNV %
Diet	252 100.0%	20 100.0%

Context 1241	Sherds %	MNV %
Total	252 100.0%	20 100.0%

Context 1244	Sherds %	MNV %
Architectural/Structural	3 17.6%	2 18.2%
Beverage Storage	1 5.9%	1 9.1%
Diet	7 41.2%	2 18.2%
Food Service	2 11.8%	2 18.2%
Food/Beverage Storage	1 5.9%	1 9.1%
Pharmaceutical	1 5.9%	1 9.1%
Unidentified	2 11.8%	2 18.2%
Total	17 100.0%	11 100.0%

Context 1245	Sherds %	MNV %
Architectural/Structural	5 11.9%	4 22.2%
Beverage Service	2 4.8%	2 11.1%
Beverage Storage	9 21.4%	1 5.6%
Domestic	2 4.8%	1 5.6%
Food Service	7 16.7%	2 11.1%
Food/Beverage Service	1 2.4%	1 5.6%
Food/Beverage Storage	6 14.3%	3 16.7%
Sewing	3 7.1%	2 11.1%
Unidentified	7 16.7%	2 11.1%
Total	42 100.0%	18 100.0%

Context 1246	Sherds %	MNV %
Diet	4 10.3%	4 100.0%
Unidentified	35 89.7%	
Total	39 100.0%	4 100.0%

Context 1248	Sherds %	MNV %
Architectural/Structural	1 100.0%	1 100.0%
Total	1 100.0%	1 100.0%

Context 1260	Sherds %	MNV %
Beverage Storage	1 25.0%	1 33.3%
Domestic	1 25.0%	1 33.3%
Food Service	1 25.0%	1 33.3%
Manufacturing	1 25.0%	
Total	4 100.0%	3 100.0%

Context 1262	Sherds %	MNV %
Firearms	2 3.2%	1 16.7%
Food Service	36 57.1%	1 16.7%
Recreation	1 1.6%	1 16.7%
Sewing	4 6.3%	2 33.3%
Various	20 31.7%	1 16.7%
Total	63 100.0%	6 100.0%

Context 1263	Sherds %	MNV %
Architectural/Structural	13 24.5%	9 64.3%
Beverage Service	5 9.4%	2 14.3%
Beverage Storage	25 47.2%	2 14.3%
Manufacturing	8 15.1%	
Sewing	1 1.9%	1 7.1%
Unidentified	1 1.9%	
Total	53 100.0%	14 100.0%

Context 1265	Sherds %	MNV %
Beverage Storage	40 100.0%	2 100.0%
Total	40 100.0%	2 100.0%

Context 1266	Sherds %	MNV %
Architectural/Structural	1 100.0%	1 100.0%
Total	1 100.0%	1 100.0%

Context 1272	Sherds %	MNV %
Architectural/Structural	1 0.1%	1 1.6%
Diet	729 99.7%	62 96.9%

Context 1272	Sherds %	MNV %
Unidentified	1 0.1%	1 1.6%
Total	731 100.0%	64 100.0%

Context 1274	Sherds %	MNV %
Architectural/Structural	4 15.4%	4 30.8%
Beverage Storage	3 11.5%	2 15.4%
Clothing	1 3.8%	1 7.7%
Unidentified	18 69.2%	6 46.2%
Total	26 100.0%	13 100.0%

Context 1275	Sherds %	MNV %
Architectural/Structural	267 39.0%	105 55.3%
Beverage Service	1 0.1%	1 0.5%
Beverage Storage	10 1.5%	4 2.1%
Clerical	35 5.1%	28 14.7%
Clothing	4 0.6%	4 2.1%
Diet	2 0.3%	2 1.1%
Domestic	3 0.4%	3 1.6%
Food Storage	5 0.7%	2 1.1%
Manufacturing	9 1.3%	
Personal	1 0.1%	1 0.5%
Recreation	1 0.1%	1 0.5%
Research	2 0.3%	2 1.1%
Unidentified	305 44.6%	22 11.6%
Various	39 5.7%	15 7.9%
Total	684 100.0%	190 100.0%

Context 1280	Sherds %	MNV %
Architectural/Structural	1 7.1%	2 33.3%
Beverage Storage	9 64.3%	1 16.7%
Food/Beverage Storage	2 14.3%	1 16.7%
Recreation	1 7.1%	1 16.7%
Unidentified	1 7.1%	1 16.7%

Context 1280	Sherds %	MNV %
Total	14 100.0%	6 100.0%

Context 1281	Sherds %	MNV %
Architectural/Structural	2 1.9%	2 16.7%
Beverage Storage	20 19.4%	3 25.0%
Clothing	1 1.0%	1 8.3%
Food Preparation	4 3.9%	1 8.3%
Food Storage	4 3.9%	1 8.3%
Food/Beverage Storage	21 20.4%	1 8.3%
Unidentified	51 49.5%	3 25.0%
Total	103 100.0%	12 100.0%

Context 1282	Sherds %	MNV %
Beverage Service	8 25.8%	1 10.0%
Beverage Storage	18 58.1%	4 40.0%
Diet	2 6.5%	2 20.0%
Food Service	1 3.2%	1 10.0%
Unidentified	2 6.5%	2 20.0%
Total	31 100.0%	10 100.0%

Context 1283	Sherds %	MNV %
Architectural/Structural	2 11.8%	2 66.7%
Beverage Service	3 17.6%	0 0.0%
Beverage Storage	7 41.2%	1 33.3%
Food Service	4 23.5%	0 0.0%
Garden	1 5.9%	0 0.0%
Total	17 100.0%	3 100.0%

Context 1284	Sherds %	MNV %
Architectural/Structural	2 5.6%	2 25.0%
Beverage Service	1 2.8%	0 0.0%
Beverage Storage	22 61.1%	0 0.0%
Diet	2 5.6%	2 25.0%
Domestic	3 8.3%	1 12.5%

Context 1284	Sherds %	MNV %
Food/Beverage Storage	1 2.8%	1 12.5%
Garden	1 2.8%	1 12.5%
Unidentified	4 11.1%	1 12.5%
Total	36 100.0%	8 100.0%

Context 1286	Sherds %	MNV %
Architectural/Structural	3 23.1%	3 37.5%
Clerical	2 15.4%	1 12.5%
Food Service	1 7.7%	1 12.5%
Food Storage	1 7.7%	1 12.5%
Unidentified	6 46.2%	2 25.0%
Total	13 100.0%	8 100.0%

Context 1287	Sherds %	MNV %
Diet	2 100.0%	1 100.0%
Total	2 100.0%	1 100.0%

Context 1290	Sherds %	MNV %
Beverage Storage	3 60.0%	1 33.3%
Diet	1 20.0%	1 33.3%
Food Service	1 20.0%	1 33.3%
Total	5 100.0%	3 100.0%

Context 1299	Sherds %	MNV %
Architectural/Structural	6 85.7%	5 83.3%
Sewing	1 14.3%	1 16.7%
Total	7 100.0%	6 100.0%

Context 1301	Sherds %	MNV %
Clothing	1 100.0%	1 100.0%
Total	1 100.0%	1 100.0%

Context 1304	Sherds %	MNV %
Recreation	1 100.0%	1 100.0%

Context 1304	Sherds %	MNV %
Total	1 100.0%	1 100.0%

Context 1310	Sherds %	MNV %
Architectural/Structural	4 13.8%	3 30.0%
Beverage Storage	19 65.5%	2 20.0%
Food/Beverage Storage	2 6.9%	2 20.0%
Manufacturing	1 3.4%	
Pharmaceutical	1 3.4%	1 10.0%
Recreation	1 3.4%	1 10.0%
Unidentified	1 3.4%	1 10.0%
Total	29 100.0%	10 100.0%

Context 1311	Sherds %	MNV %
Beverage Service	4 1.6%	1 3.4%
Clerical	2 0.8%	2 6.9%
Food Preparation	53 21.1%	3 10.3%
Food Service	30 12.0%	8 27.6%
Research	56 22.3%	5 17.2%
Unidentified	56 22.3%	10 34.5%
Various	50 19.9%	
Total	251 100.0%	29 100.0%

Context 1315	Sherds %	MNV %
Unidentified	2 15.4%	1 100.0%
Various	11 84.6%	
Total	13 100.0%	1 100.0%

Context 1315 & 10	Sherds %	MNV %
Unidentified	1 100.0%	
Total	1 100.0%	

Context 1316	Sherds %	MNV %
Architectural/Structural	2 100.0%	

Context 1316	Sherds %	MNV %
--------------	----------	-------

Total	2	100.0%
--------------	----------	---------------

Context 1317	Sherds %	MNV %
--------------	----------	-------

Architectural/Structural	96 16.5%	62 45.9%
Beverage Service	15 2.6%	2 1.5%
Beverage Storage	129 22.2%	16 11.9%
Clerical	1 0.2%	1 0.7%
Clothing	3 0.5%	3 2.2%
Diet	19 3.3%	11 8.1%
Domestic	16 2.8%	4 3.0%
Food Preparation	3 0.5%	0 0.0%
Food Service	23 4.0%	9 6.7%
Food Service/Decorative	3 0.5%	1 0.7%
Food Service/Preparation	2 0.3%	1 0.7%
Food Storage	3 0.5%	3 2.2%
Food/Beverage Service	8 1.4%	1 0.7%
Food/Beverage Storage	91 15.7%	0 0.0%
Hygiene	2 0.3%	2 1.5%
Personal	1 0.2%	1 0.7%
Pharmaceutical	12 2.1%	2 1.5%
Recreation	1 0.2%	1 0.7%
Sewing	3 0.5%	3 2.2%
Unidentified	146 25.1%	12 8.9%
Various	4 0.7%	0 0.0%
Total	581	135

Context 1323	Sherds %	MNV %
--------------	----------	-------

Food Preparation	1 33.3%	1 33.3%
Sewing	1 33.3%	1 33.3%
Unidentified	1 33.3%	1 33.3%
Total	3	3

Context 1325	Sherds %	MNV %
--------------	----------	-------

Context 1325	Sherds %	MNV %
--------------	----------	-------

Native animal	2 100.0%	2 100.0%
---------------	----------	----------

Total	2	2
--------------	----------	----------

Context 1327	Sherds %	MNV %
--------------	----------	-------

Architectural/Structural	8 4.7%	6 14.3%
Beverage Storage	3 1.8%	1 2.4%
Diet	18 10.5%	13 31.0%
Firearms	1 0.6%	1 2.4%
Food Service	1 0.6%	1 2.4%
Transport	1 0.6%	1 2.4%
Unidentified	129 75.4%	14 33.3%
Various	10 5.8%	5 11.9%
Total	171	42

Context 1331	Sherds %	MNV %
--------------	----------	-------

Food Service	6 46.2%	3 50.0%
Hygiene	2 15.4%	1 16.7%
Unidentified	3 23.1%	1 16.7%
Various	2 15.4%	1 16.7%
Total	13	6

Context Clean up	Sherds %	MNV %
------------------	----------	-------

Unidentified	5 100.0%	
--------------	----------	--

Total	5	100.0%
--------------	----------	---------------

Context Cleanup	Sherds %	MNV %
-----------------	----------	-------

Beverage Storage	23 45.1%	4 21.1%
------------------	----------	---------

Unidentified	28 54.9%	15 78.9%
--------------	----------	----------

Total	51	19
--------------	-----------	-----------

Context Unstrat	Sherds %	MNV %
-----------------	----------	-------

Architectural/Structural	4 5.7%	4 8.9%
--------------------------	--------	--------

Beverage Service	1 1.4%	1 2.2%
------------------	--------	--------

Clerical	5 7.1%	4 8.9%
----------	--------	--------

Clothing	3 4.3%	3 6.7%
----------	--------	--------

Context Unstrat	Sherds %	MNV %
Domestic	3 4.3%	1 2.2%
Economy	5 7.1%	5 11.1%
Firearms	1 1.4%	1 2.2%
Food Storage	6 8.6%	1 2.2%
Manufacturing	2 2.9%	
Recreation	5 7.1%	4 8.9%
Sewing	3 4.3%	3 6.7%
Transport	2 2.9%	2 4.4%
Unidentified	30 42.9%	16 35.6%
Total	70 100.0%	45 100.0%

Grand Total 27452

**Structure
Group**

Feature Groups and Contexts

Garden Hut	x	x?	xxii	xxiii	xxiv	A	Q	NA
	\1028/	{1073}	{1071}	{1080}	\1089/	{1017}	{1198}	{1066}
	\1029/	{1176}	\1101/	\1081/	[1090]			{1079}
	\1030/	{1178}			{1091}			
	{1031}	\1179/						
	{1068}							
	{1069}							
	{1070}							
	{1072}							
	\1076/							
	{1077}							
	{1078}							
	\1082/							
	{1083}							
	{1084}							
	\1085/							
	{1086}							
	{1087}							
	\1092/							
	{1093}							
	\1094/							
	{1095}							
	\1168/							
	{1169}							
	\1170/							
	{1171}							
	\1173/							
	{1174}							

Structure Group	Feature Groups and Contexts											
South-West Hut	viii	xiii	xliv	xlv	xlvi	xlvi	xlviii	xlix	lii	lv	lxxiv	K
	\1024/ {1025}	{1040}	\1196/ {1197} \1199/ {1200} {1208} \1216/ \1218/ {1219} \1222/ \1259/ {1260} \1300/ {1301} \1312/ {1313}	\1181/ {1182}	\1189/ {1190}	\1187/ {1188}	{1180} \1185/	\1205/ {1206}	\1214/ {1215}	\1261/ {1262}	{1177}	

Structure Group	Feature Groups and Contexts					
Pre-Riot/1861 Hut	vi	x?	xliii	A	Q	NA
	{1020} \1021/ {1100} \1302/	{1073} {1176} {1178} \1179/	{1074} {1075} \1172/ \1183/ \1201/ {1202}	{1017}	{1198}	{1066} {1079}

Structure Group	Feature Groups and Contexts					
2nd	lxxii	lxxv	lxxvi	lxxvii	lxxxix	O
Courthouse	\1257/ (1258)	\1056/ \1057/ \1160/ (1263) \1264/ (1265) \1303/ (1304) \1305/ (1306) \1307/ (1308) \1309/ (1310)	\1267/ (1268)	\1269/ (1270)	\1316/ (1317)	(1266)

Structure Group	Feature Groups and Contexts			
Cess Pit	xvi	D	F	G
	\1044/ (1045) (1282) (1283) (1284)	(1048)	(1097)	(1098)

Structure Group	Feature Groups and Contexts				
Kitchen	xxxiii	F	G	H	NA
	(1130) \1136/ \1137/ (1138) (1232) \1233/ \1322/ (1323)	(1097)	(1098)	(1104)	(1131)

Structure Group	Feature Groups and Contexts				
Kitchen Refuse	lxii	lxiii	lxiv	lxv	lxvii
	\ 1236/ {1237}	\ 1238/ {1239}	\ 1240/ {1241}	\ 1243/ {1244}	{1246}

Structure Group	Feature Groups and Contexts				
Northern Fence	liii	lvii	lxi	M	P
	\ 1210/ {1211} \ 1328/ {1329}	\ 1223/ {1224} \ 1230/ {1231} \ 1293/ {1294} \ 1295/ {1296}	\ 1234/ {1235}	{1194}	{1195}

Structure Group	Feature Groups and Contexts						
Access Track	xii	xxxvi	xxxviii	lxxxii	lxxxiii	lxxxvii	J
	{1034} {1035}	{1140} \ 1162/	{1150} \ 1151/ \ 1156/ {1157} \ 1158/ {1159} {1164}	\ 1279/ {1280}	{1281} \ 1285/ {1286}	\ 1298/ {1299}	{1175}

Structure Group	Feature Groups and Contexts													
Early School	ii	iv	v	vii	xiv	xix	xxix	xl	lviii	lix	lxxix	xciii	xcv	NA
	\1002/ {1003}	{1011} [1012]	{1014} \1015/	\1022/ {1023}	{1041}	\1060/ {1061}	[1116] \1124/ {1125} {1142} \1144/ \1145/ {1146}	\1154/ {1155}	\1225/ {1226}	[1227] {1242}	[1273] {1274} {1275}	\1326/ {1327}	{1311}	{1117} {1141} {1143} {1165}