

## Wee Waa High School

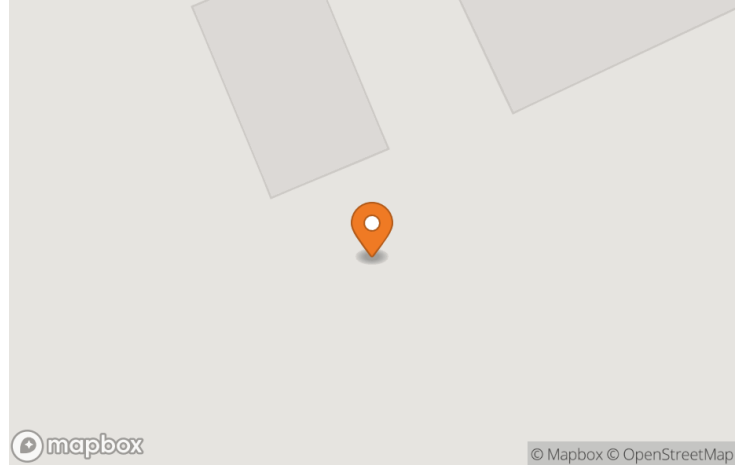
### Monthly Noise Monitoring Report\_Feb'23

#### Monitoring Devices

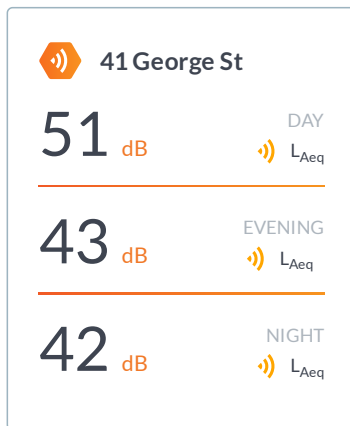
Date Range 01 Feb 2023 - 28 Feb 2023

#### Device List

Device List	Lat	Long
 41 George St	-30.2219	149.4420



#### Noise Monitoring Statistics



#### Site Activities adjacent to 41 George St Property

- 41 George St fence line encroachment removal
- Bulk earthworks for driveway adjacent to 41 George St boundary
- Stormwater works adjacent to 41 George St boundary
- Building pads to Building E

#### Machinery used

- Excavators
- Dozer
- Grader
- Water Cart
- Roller/Compactor

#### Noise Monitoring Statistics

Average Laeq for the monitored month was 51dB.  
2dB above the NML 49dB. Within range of NML exceedance 0-5dB.

Average value across selected time period. Time of Day Periods: Day (7am to 6pm) Evening (6pm to 10pm) Night (10pm to 7am).

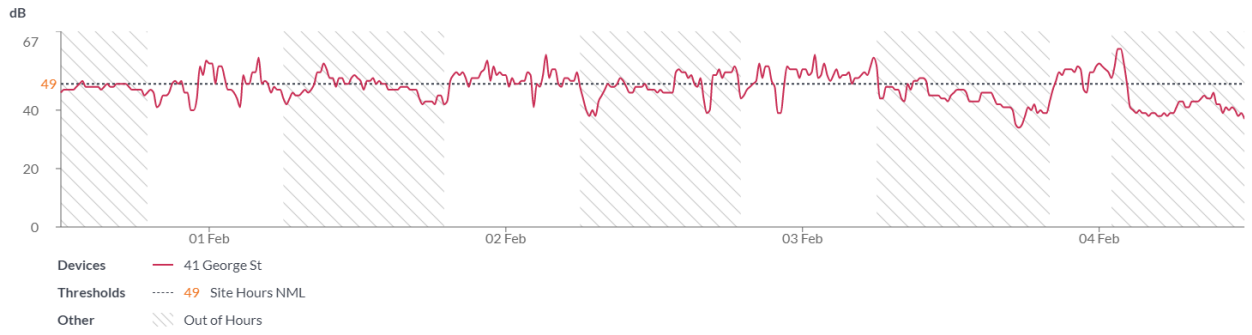
## Noise Monitoring Graphs

15 min averages  Display all previous device names

 Settings

 L<sub>Aeq</sub>

01 Feb 2023 - 04 Feb 2023

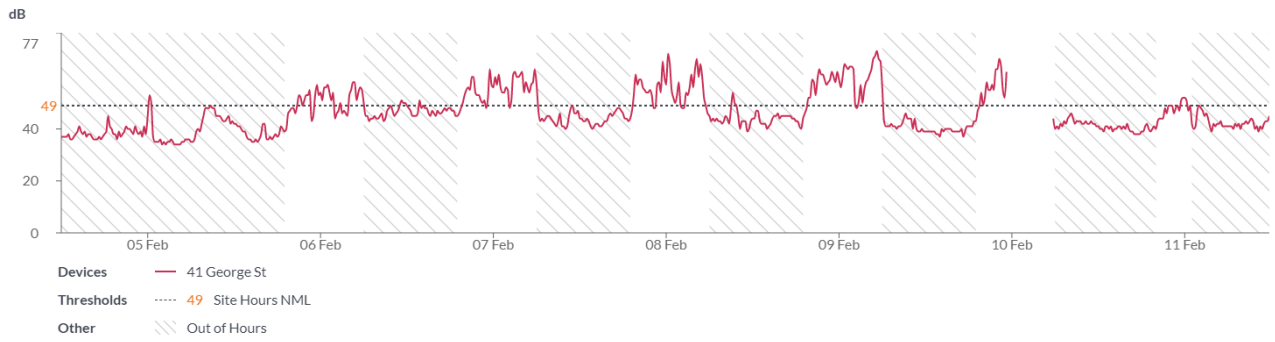


15 min averages  Display all previous device names

 Settings

 L<sub>Aeq</sub>

05 Feb 2023 - 11 Feb 2023

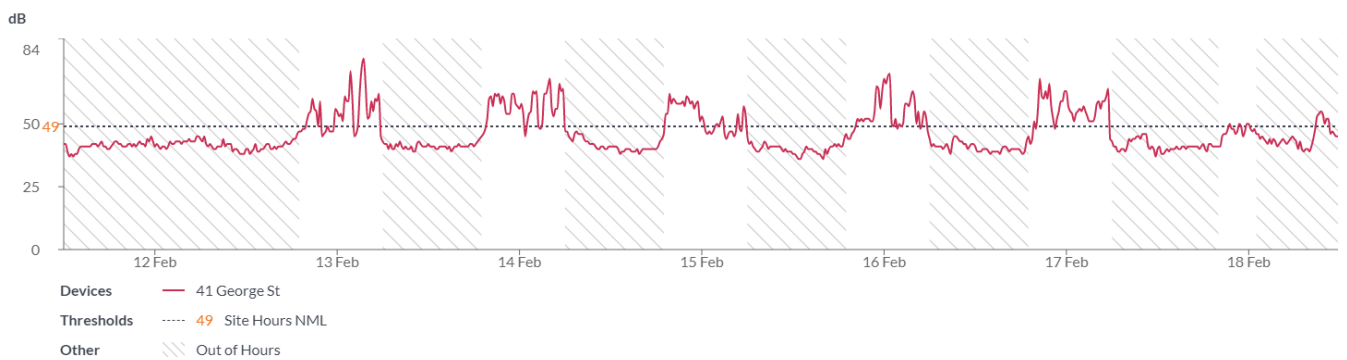


15 min averages  Display all previous device names

 Settings

 L<sub>Aeq</sub>

12 Feb 2023 - 18 Feb 2023



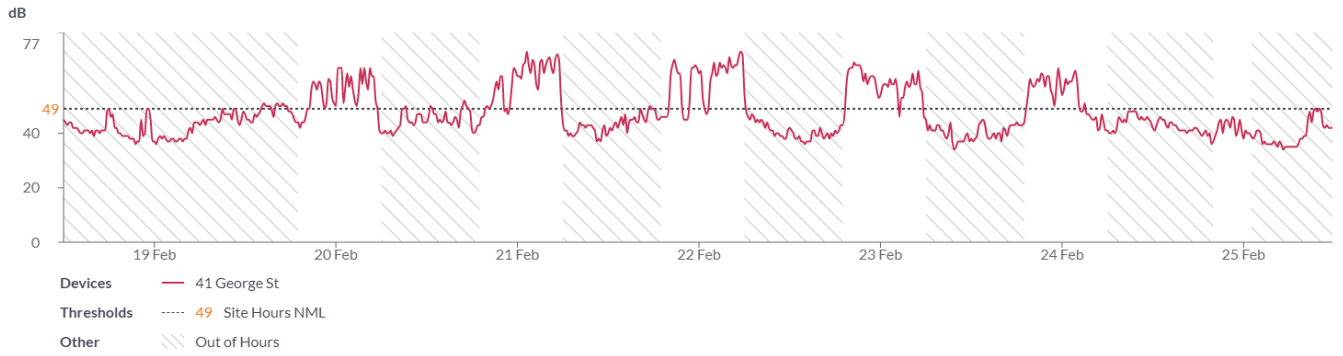
## Noise Monitoring Graphs

15 min averages  Display all previous device names

Settings

L<sub>Aeq</sub>

19 Feb 2023 - 25 Feb 2023

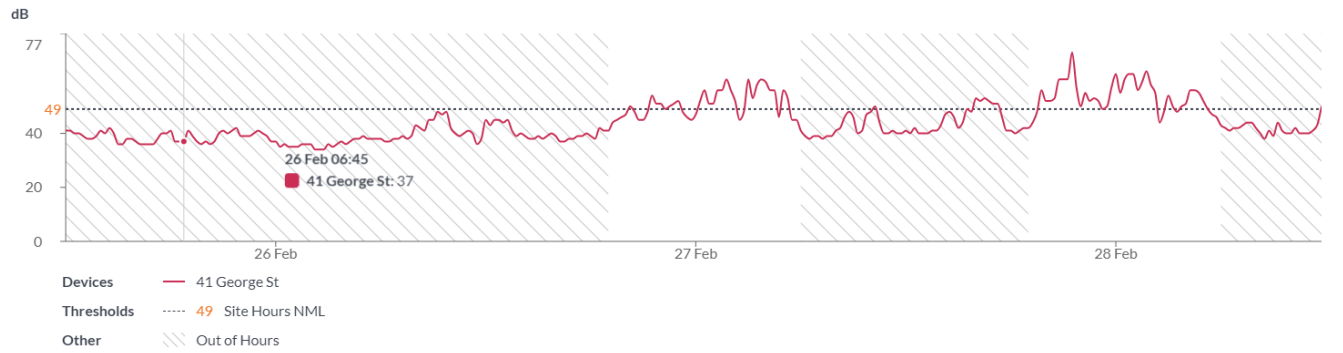


15 min averages  Display all previous device names

Settings

L<sub>Aeq</sub>

26 Feb 2023 - 28 Feb 2023



## Device Details

Device Name	Model	Serial Number	Calibration Date	Calibration Due
41 George St	SiteHive Hexanode	HEX-000168	04 Nov 2022	04 Nov 2024