

Project overview

A new high school is being developed to cater for the growing population in the Sydney Olympic Park, Wentworth Point and Concord West communities.

The high school will have flexible teaching and learning spaces for approximately 1,500 students as well as a multipurpose hall for sports and performance, outdoor spaces including landscaped recreation areas, games courts, and canteen facilities.

The site for the school, on land previously owned by Transport for NSW, has now been purchased by the Department of Education.

A revised planning report outlining how the school will be delivered in phases is required to support the State Significant Development (SSD) application before the Department of Planning and Environment (DPE) completes its assessment. This amendment to the previously exhibited SSD has been lodged with DPE and will be placed on public exhibition.

Providing feedback

All feedback previously provided to School Infrastructure NSW has been considered during the preparation of the SSD application and amendment. The next phase of community consultation is the public exhibition of the amendment to the SSD.

During public exhibition, submissions must be made directly to DPE.

General enquiries to clarify the information contained within the SSD amendment can be made to SINSW.



Artist impression of the new high school

Next steps

We are here

Sep 2021

Mid-2022

Aug/Sep 2022

Late 2022



SSD application lodgement

Amendment to SSD and public exhibition

Planning approval anticipated

Main works construction start

The expected completion date will be confirmed once the planning application has been approved and a delivery program has been finalised.

Sydney Olympic Park new high school

For more information phone: 1300 482 651
Email: schoolinfrastructure@det.nsw.edu.au

The new high school features

The school has been designed as six storeys to maximise outdoor spaces and grouped into zones that focus on curriculum or school stage.



Innovative design principles including sustainability features



Technology-rich teaching and learning spaces



Indoor/outdoor learning areas



Library with senior study spaces and meeting areas



Wood and metalwork workshops



Visual arts workshop



Hospitality and kitchen spaces



Performance spaces



Learning spaces for specialist support classes



Fitness and movement studio

A phased approach to construction

To deliver the new high school as soon as possible, an amendment to the previously exhibited SSD application and site plan for the school has been made that will phase the construction.

This will allow the construction of the new high school to run in parallel with the finalisation of the plans for the remainder of the Peninsula and the future road by Transport for NSW (TfNSW) and their development partners Landcom.

Phase 1

- Construction of all teaching spaces.
- Temporary hall facilities in the library.

Phase 1 can accommodate a maximum student population of 850, however these enrolment numbers are not expected to be reached until a number of years after opening. During this time it is expected that the project will move to Phase 2.



Sydney Olympic Park new high school

For more information phone: 1300 482 651
Email: schoolinfrastructure@det.nsw.edu.au

NSW Department of Education – School Infrastructure

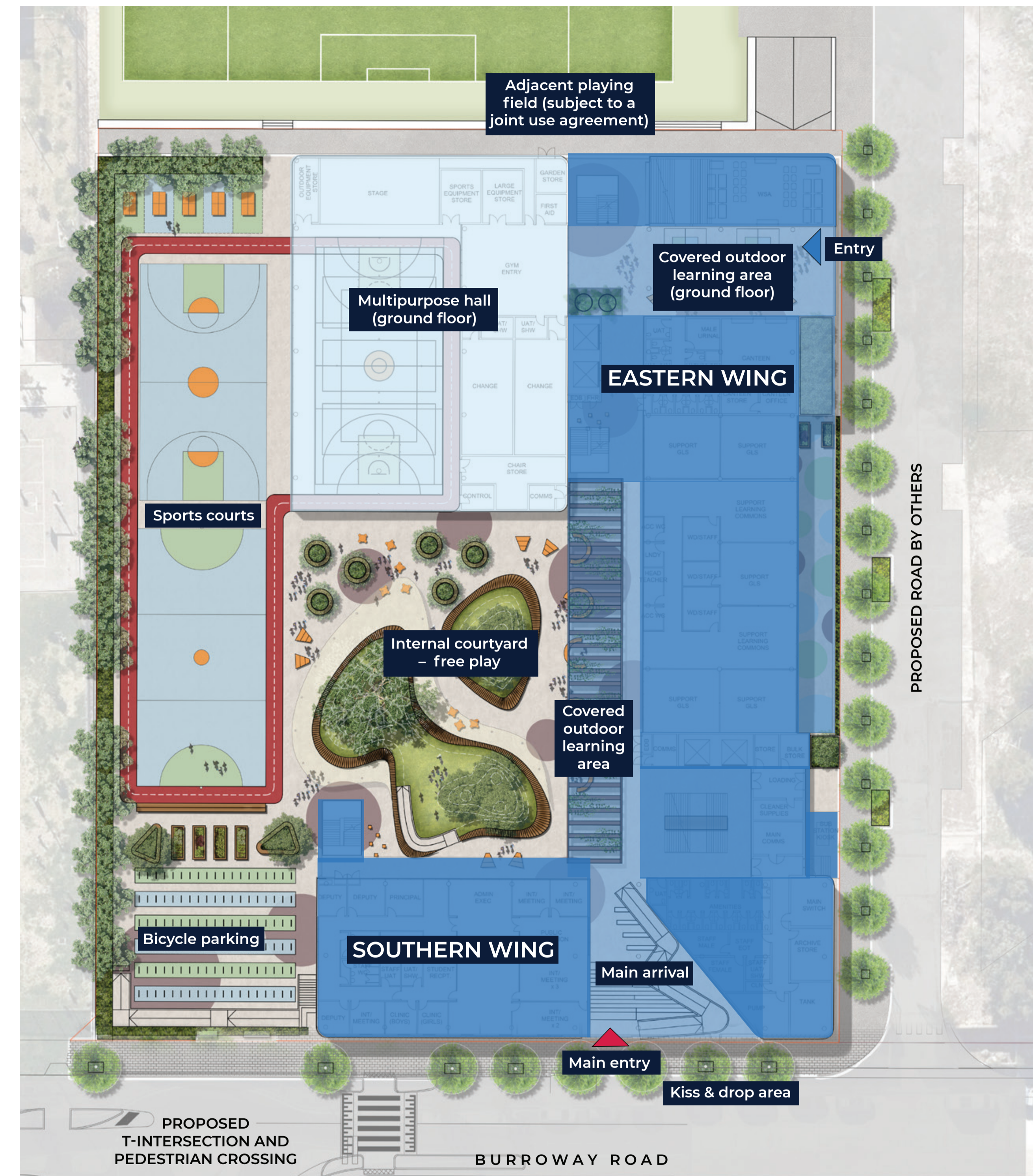
Once the modification to the Peninsula masterplan is approved, including the updated plans for the road, we will start work on the remaining parts of the school as per the original SSD.

This is subject to authority approval of the Peninsula and the future road plans, which is being submitted by Transport for NSW (TfNSW) and final approval of our original SSD.

Phase 2: Site plan as per previous SSD application

- Build multipurpose hall and sports courts.
- Bicycle parking area relocated, landscaping completed.
- Construction of the joint use sports field and joint use staff parking, conversion to T-intersection on Burroway Road can start.
- Construction of the Eastern Road by TfNSW can also start.

The intent is that the construction of both phases may be able to occur together with no gap between them, however the completion of the hall may occur after the opening of the school.



Sydney Olympic Park new high school

Designed around teaching and learning

The proposed design for the new school includes a six-storey building with two wings, and a hall building for fitness, movement and performance.

The layout of the school building creates a central courtyard for students that is physically separated and protected from the surrounding streets.

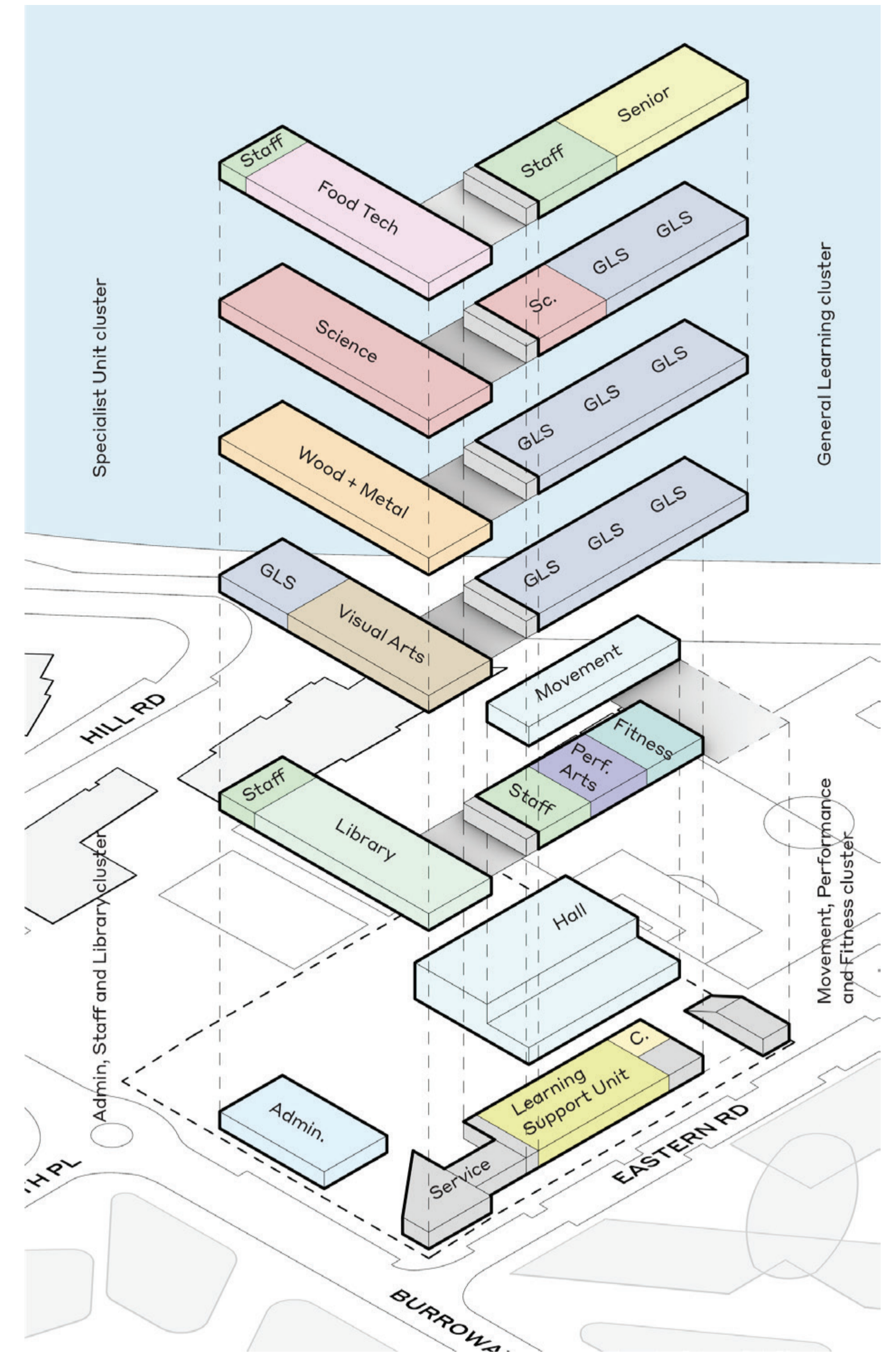
The school is arranged by learning units that are focused on discipline-based learning neighbourhoods that group subjects like science or visual arts. These are grouped in clusters across the two wings, with specialist learning spaces in one wing, and general learning spaces in the other.

General learning spaces are located over three floors, making it easier for staff and students to travel between classes and allowing the creation of faculty departments. Learning common areas are spread throughout the building, encouraging collaboration and allowing flexible use by year group or curriculum.

The top floor is used for seniors and staff areas, offering space away from the activities of the main school.

Administration, library, performance and fitness facilities are on the ground floor and level 1 to allow for easy connection with the community and potential use of some facilities by community outside of school hours.

The support learning unit is on the ground floor and provides direct access to the play space.



Sydney Olympic Park new high school

Opening your new school

Staggered enrolments

As is normal with a new high school, it will open with only one or two year groups (i.e. Year 7 or Years 7 and 8). Student numbers will grow progressively from the first year of opening. This is to make sure there are adequate numbers of students and teaching staff to deliver a full curriculum based on the elective preferences of the students at the school. This also allows time to develop the school culture and to establish systems and processes in consultation with key stakeholders to reflect the school's growing identity.

For example:

Inner Sydney High School

Opened in 2020 with Year 7, and currently has Years 7, 8 and 9. The school will see its first Year 7-12 cohort in 2025.

Oran Park High School

Opened in 2020 with Year 7 and Year 8 offered and currently has Year 7, 8, 9 and 10. The school will see its first Year 7-12 cohort in 2024.

What will the intake area be?

An update will be provided before the opening of enrolments for the new high school in Wentworth Point once the starting year groups and intake area have been determined. Typically this will happen 12 months before the opening of the school.



Sydney Olympic Park new high school

NSW Department of Education – School Infrastructure



Artist impression of the view from the outdoor multipurpose sports courts, towards Eastern wing of the school building



Artist impression of general learning spaces



Artist impression of new high school's main entrance on Burroway Road



Artist impression of new high school, from Burroway Road

Sydney Olympic Park new high school

For more information phone: 1300 482 651
Email: schoolinfrastructure@det.nsw.edu.au

Stay involved

How can I find out more about the project?

School Infrastructure NSW will continue to work closely with local community to share information and seek feedback as the project progresses. The SINSW website will continue to have up-to-date information about the high school project in your area at edu.nsw.link/SOPHS. You can also continue to contact us via our community information line 1300 482 651 and by email schoolinfrastructure@det.nsw.edu.au.

What about other plans for the Wentworth Point Peninsula?

Stay informed about plans for the Wentworth Point Peninsula, including the Peninsula Park, by contacting Landcom on 1800 328 956 or wentworthpoint@landcom.nsw.gov.au.



Website

Stay up to date by visiting the School Infrastructure NSW website schoolinfrastructure.nsw.gov.au



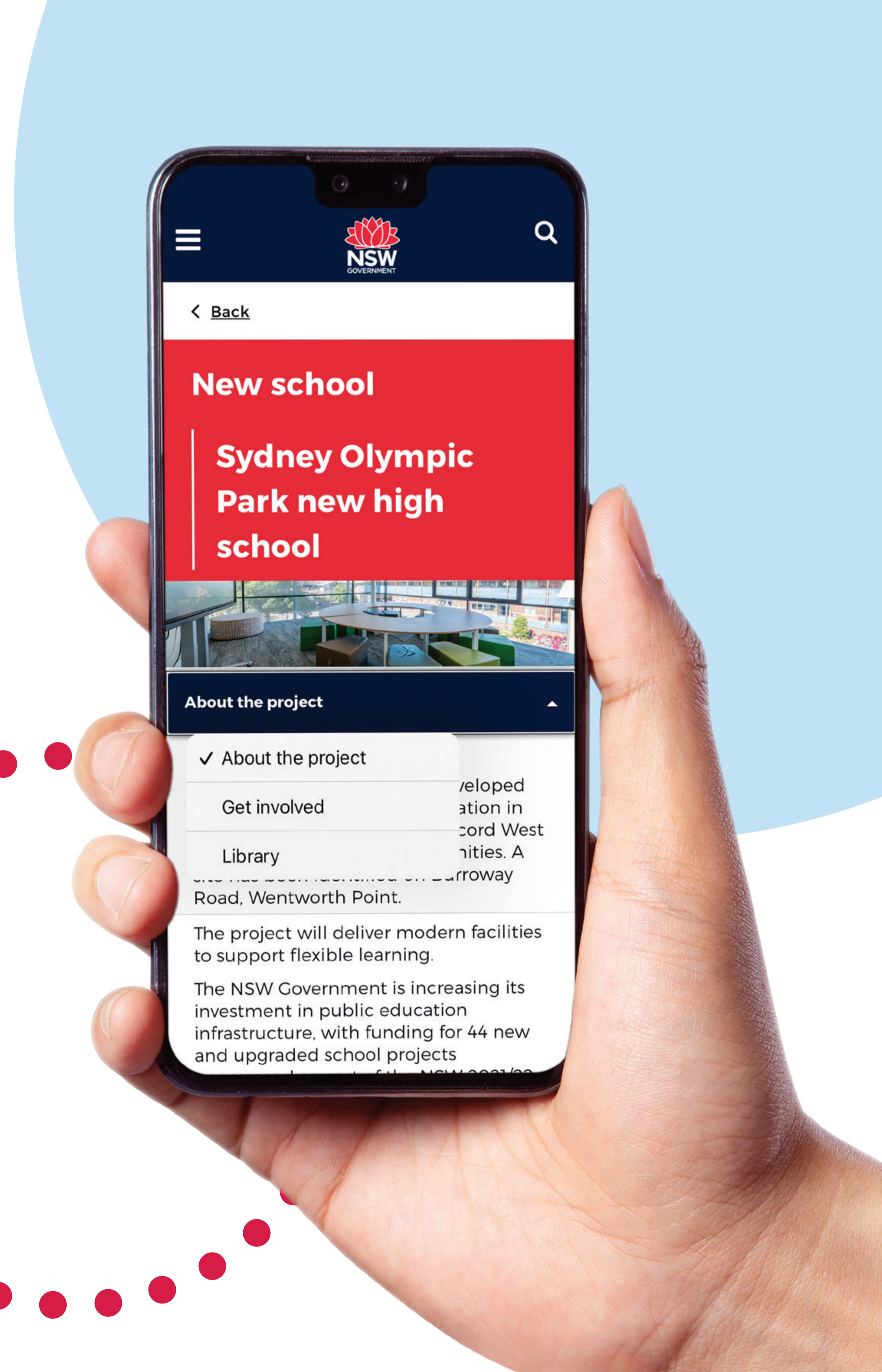
Email

Contact the Community Engagement team by emailing schoolinfrastructure@det.nsw.edu.au



Phone

Contact us between 9:00am and 5:00pm, Monday to Friday on **1300 482 651**



Sydney Olympic Park new high school

For more information phone: 1300 482 651
Email: schoolinfrastructure@det.nsw.edu.au