

EXISTING CLASSROOM
BUILDING
B



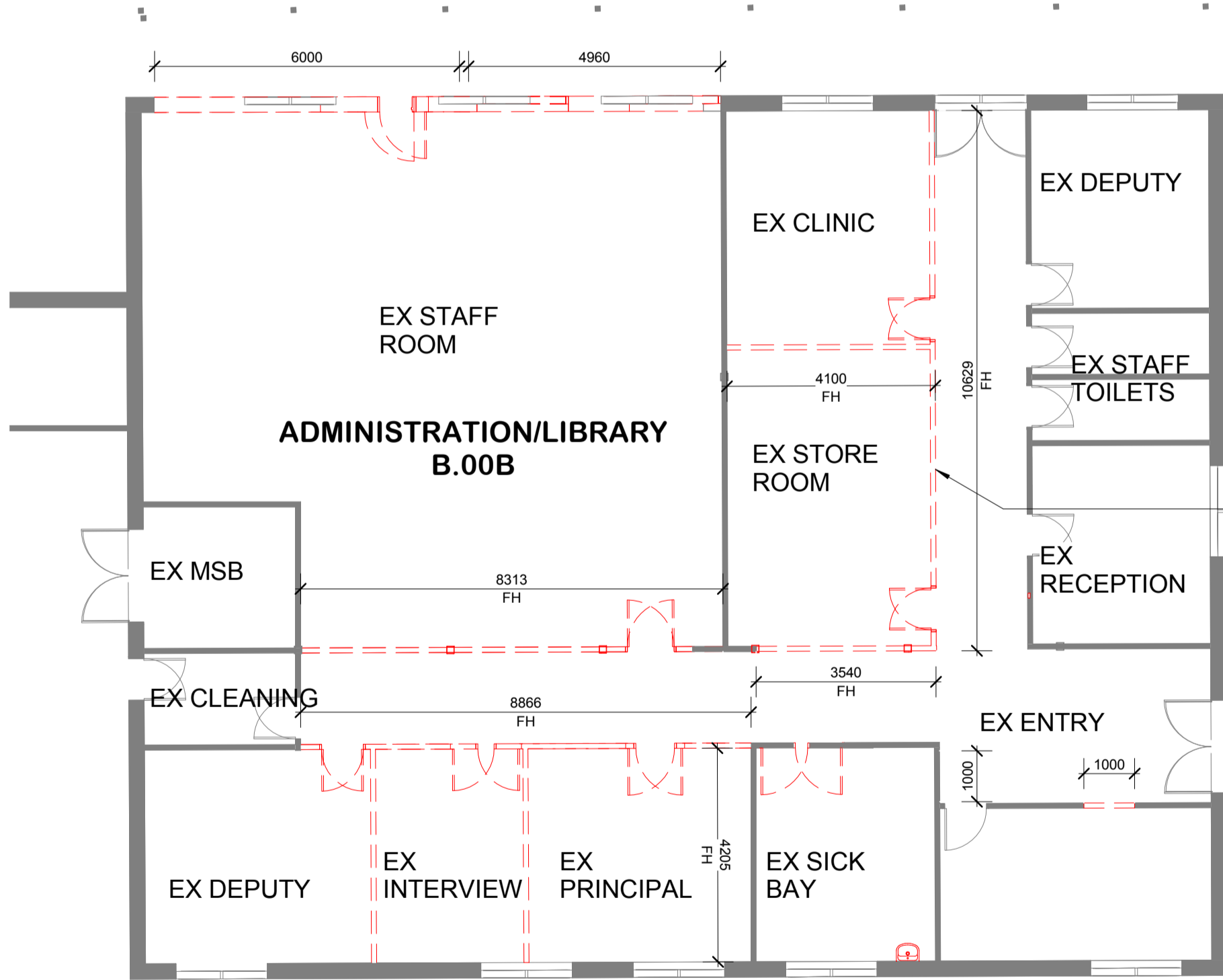
Planning,
Industry &
Environment

Issued under the Environmental Planning and Assessment Act 1979

Approved Application No: 8790 Signed: *A. Coleman*

Granted on the: 2 Dec 2019 Sheet No: 1 of 36

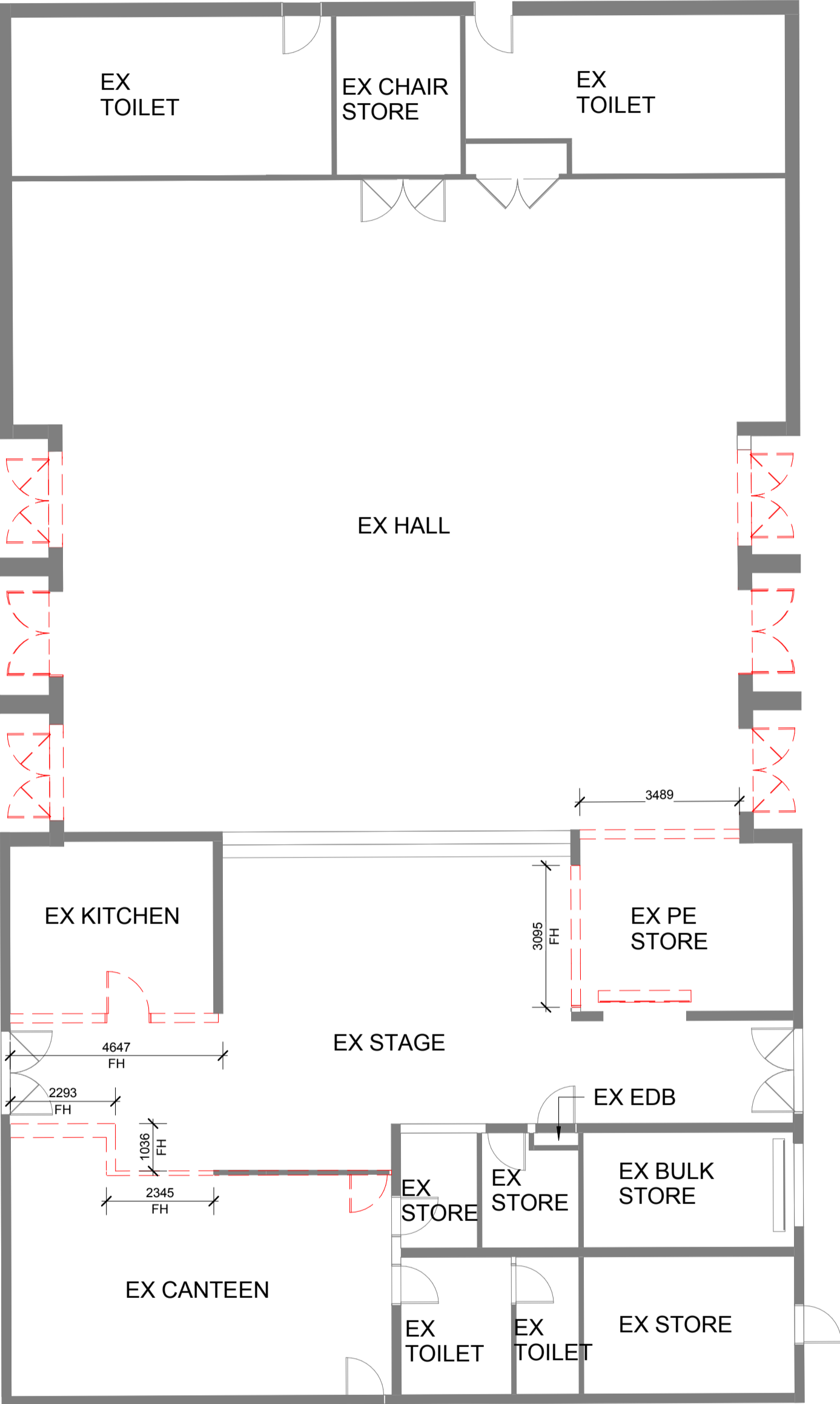
EX LIFT



ALLOW FOR
EXISTING SECURITY
PANEL TO
BE RELOCATED

EXISTING COLA
B

EXISTING BUILDING



- PROPOSED
BUILDING WORKS
- EXISTING WALL
RETAINED
- TO BE DEMOLISHED
- 0000
FH
FULL HEIGHT
DEMOLISHED
- 0000
DH
DOOR HEIGHT
DEMOLISHED
- 0000
WH
WINDOW HEIGHT
DEMOLISHED

1 Ground Floor - Demolition Plan - South Site B00B and B00D
3001 1:100



PROJECT BACKGROUND

Existing No.of Students :	854
Proposed school student capacity:	961
Demountables Replaced-Teaching Spaces:	9
Proposed new teaching space:	20

SCOPE OF WORKS

The project will provide 20 new permanent teaching spaces. Replacing 9 demountable teaching spaces. This will accomodate an additional 107 students and associated staff, taking the capacity to 966 students.

The upgrade of the core facilities has resulted in an new library, hall, adminstation and staff building on the north site. The existing hall will be refurbished into two home bases. The existing administration will be refurbished and will retain some adminstration facilties and will allow for two home bases.



Planning,
Industry &
Environment

Issued under the Environmental Planning and Assessment Act 1979

Approved Application No: 8790 Signed: *A. Coleman*
Granted on the: 2 Dec 2019 Sheet No: 2 of 36

FENCING NOTES

- 1. PROVIDE NEW SECURITY FENCE 2100MM HIGH, COLOUR BLACK, ALL BOUNDARUES ON NORTHERN LOT
- 3. GATE LOCATIONS TO BE AGREED WITH STAKEHOLDERS AS PART OF DESIGN DEVELOPMENT.
- 4. SECURITY FENCE AND GATES TO BE IN ACCORDANCE WITH DoE REGULATIONS AND GUIDELINES.

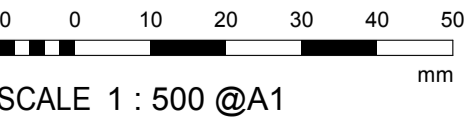
1 Site Plan - Proposed
3001 1 : 500

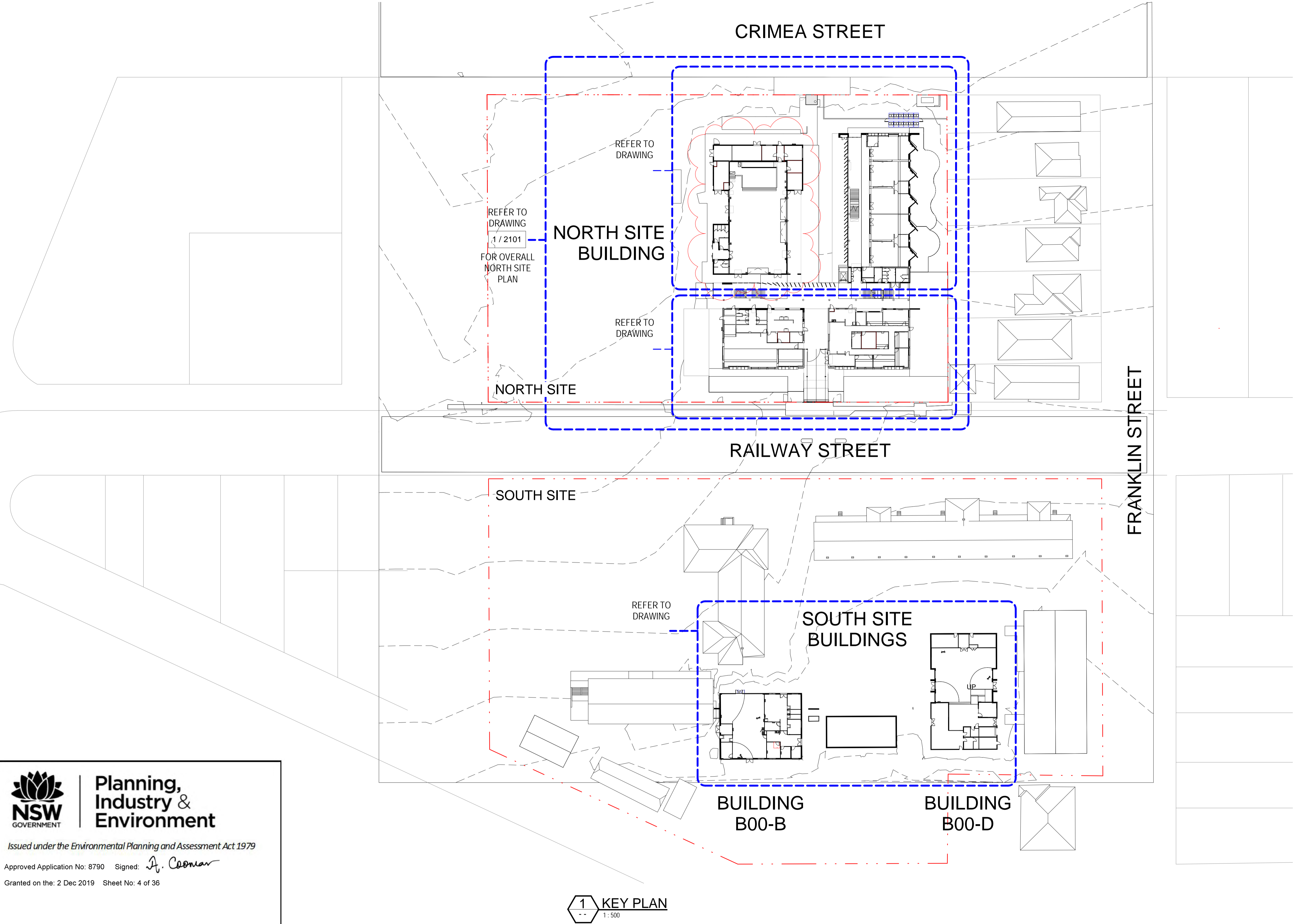



1 Staging Diagram
3001 1:500

REV	DESCRIPTION	DATE	APPD
A	For Tender	08.11.17	JS
B	For Coordination	09.06.18	JS
C	SEARS SSD Application - Revision	22.06.18	JS
D	SSD Application - Revision 1	29.06.18	JS
E	SSD Application - Revision	27.02.19	JS
F	SSD Application Revision	27.05.19	JM

SSD APPLICATION







**Planning,
Industry &
Environment**

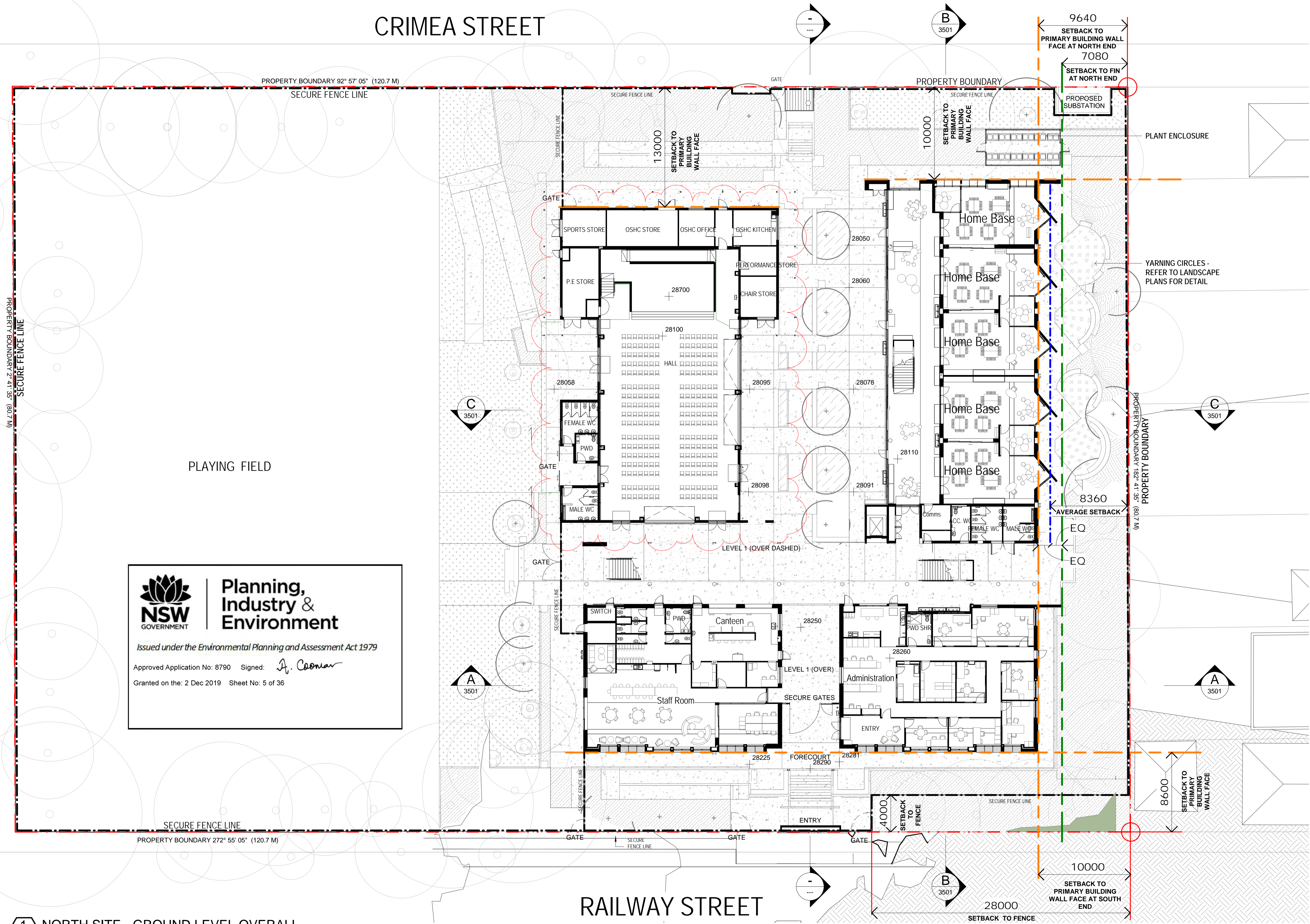
Issued under the Environmental Planning and Assessment Act 1979


Approved Application No: 8790 Signed: *A. Coleman*

Granted on the: 2 Dec 2019 Sheet No: 4 of 36

1 KEY PLAN
1:500

CRIMEA STREET





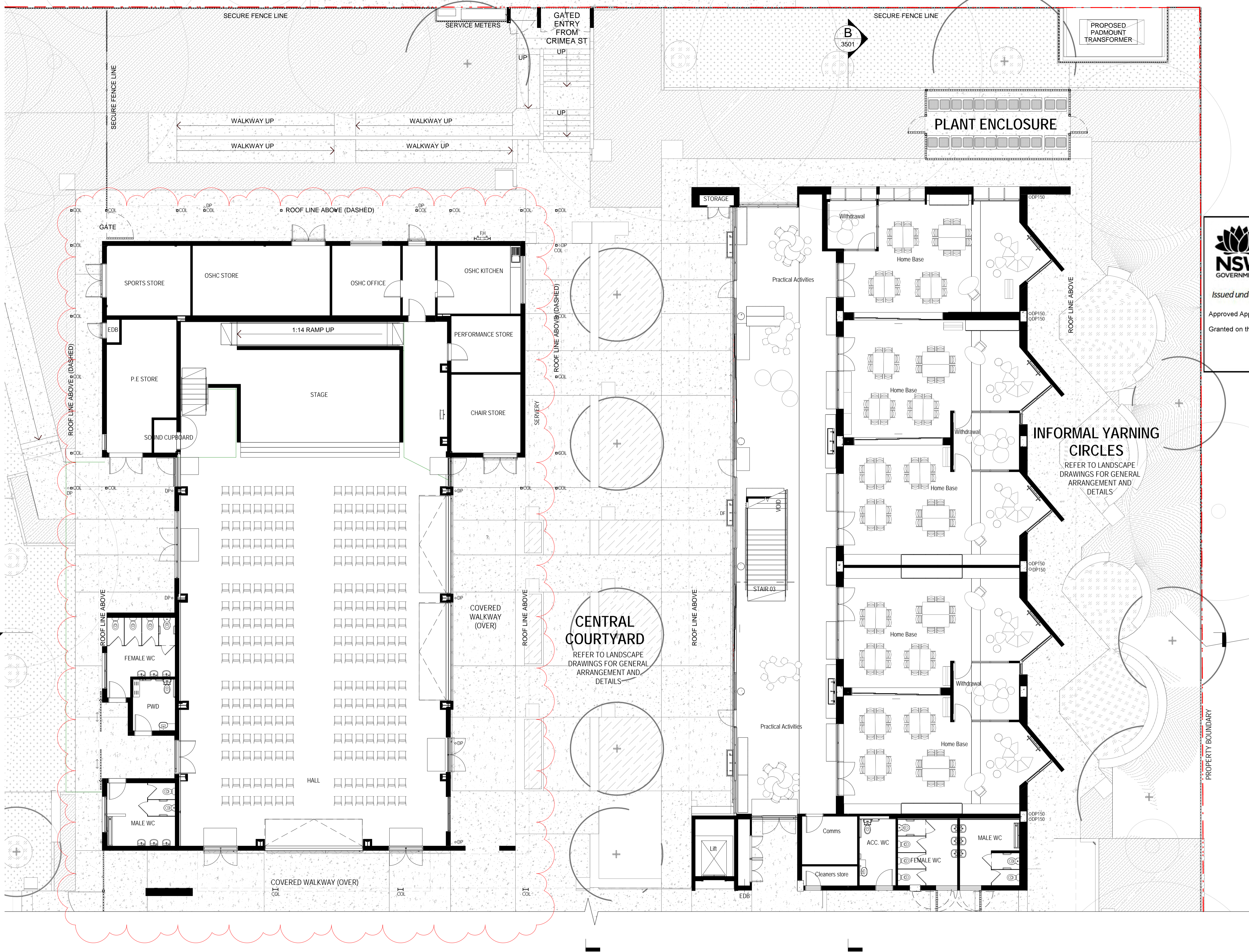
**Planning,
Industry &
Environment**


Issued under the Environmental Planning and Assessment Act 1979

Approved Application No: 8790 Signed: *A. Cobman*

Granted on the: 2 Dec 2019 Sheet No: 5 of 36

1 NORTH SITE - GROUND LEVEL OVERALL
1:200





**Planning,
Industry &
Environment**

Issued under the Environmental Planning and Assessment Act 1979

Approved Application No: 8790 Signed: *A. Coonan*

Granted on the: 2 Dec 2019 Sheet No: 6 of 36

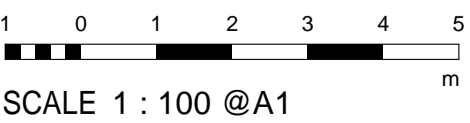
NOTE: TO BE READ IN CONJUNCTION WITH LANDSCAPE DRAWINGS, REFER TO LANDSCAPE PACKAGE FOR DETAILS

Legend - Keynote	
Key Value	Keynote Text
COL	COLUMN
DF	DRINKING FOUNTAIN
DP	DOWN PIPE
DP150	DOWN PIPE, 150
FH	FIRE HYDRANT

TAG	
<div>D/G00 AAA</div>	DOOR NUMBER ROOM NUMBER
REFER TO 9100 SERIES FOR DOOR TYPES	
TAG	
<div>W00 Type 00</div>	WINDOW NUMBER TYPE NUMBER
REFER TO 9200 SERIES FOR WINDOW TYPES	

NOTE: REFER TO MECHANICAL, STRUCTURAL AND ELECTRICAL ENGINEERS DRAWINGS.

SSD APPLICATION



SCHOOL ID PAC ID STAGE DISCIPLINE DOC TYPE DRAWING No: REV:
PW - 01 -SD -AR -DR -2102 -F

CLIENT



PROJECT MANAGER



ARCHITECT



SCHOOL

Parramatta West Public School
SINSW PROJECT
Parramatta Region Schools - Package 2 (SINSW-17-418)

CGA INTERNAL PROJECT No:
16461

DATE:
14.11.19

© CONRAD GARGETT
mail@conradgargett.com.au ABN 49 325 121 350
DO NOT SCALE DRAWING & VERIFY ALL DIMENSIONS AND LEVELS ON SITE
NOMINATED ARCHITECT: BRUCE WOLFE NSW Reg 6969

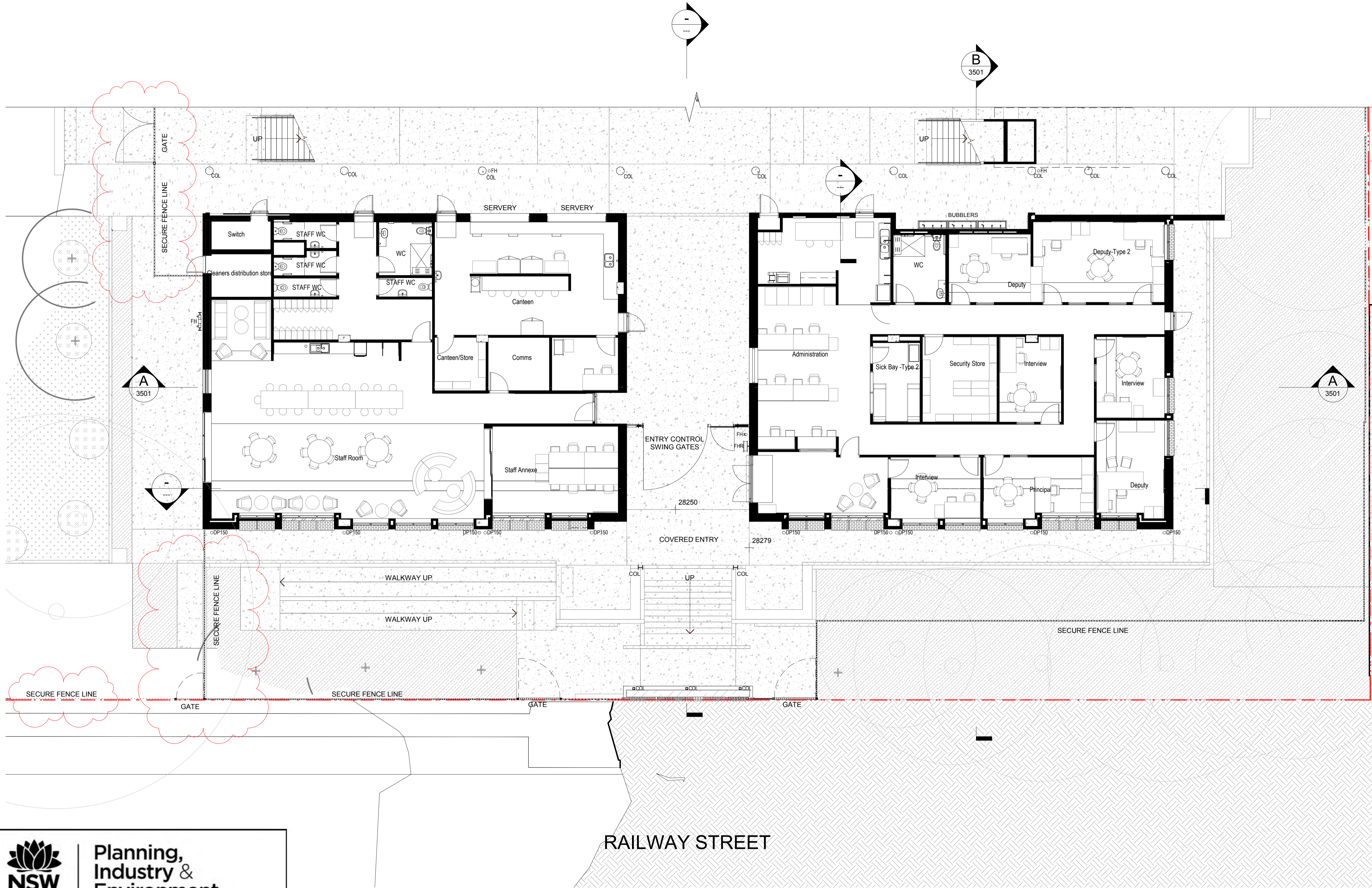
NORTH



DRAWING

**GROUND FLOOR GA -
NORTH BUILDING -
PART 1**

REV	DESCRIPTION	DATE	APPD
A	For Tender	08.11.17	JS
B	For Coordination	08.06.18	JS
C	SEARS SSD Application - Revision	22.06.18	JS
D	SSD Application - Revision 1	29.06.18	JS
E	SSD Application Revision	27.05.19	JM
F	SSD Application Revision	14.11.19	JM



Legend - Keynote	
Key Value	Keynote Text
COL	COLUMN
DP150	DOWN PIPE, 150
FH	FIRE HYDRANT
FHR	FIRE HOSE REEL

NOTE: TO BE READ IN CONJUNCTION WITH LANDSCAPE DRAWINGS, REFER TO LANDSCAPE PACKAGE FOR DETAILS

TAG	
D/G00 AAA	DOOR NUMBER ROOM NUMBER
REFER TO 9100 SERIES FOR DOOR TYPES	
TAG	
W00 Type 00	WINDOW NUMBER TYPE NUMBER
REFER TO 9200 SERIES FOR WINDOW TYPES	
NOTE: REFER TO MECHANICAL, STRUCTURAL AND ELECTRICAL ENGINEERS DRAWINGS.	



Issued under the Environmental Planning and Assessment Act 1979

Approved Application No: 8790 Signed: *A. Coonan*
Granted on the: 2 Dec 2019 Sheet No: 7 of 36

RAILWAY STREET

SSD APPLICATION

1 0 1 2 3 4 5
m
SCALE 1 : 100 @A1

SCHOOL ID PAC ID STAGE DISCIPLINE DOC TYPE DRAWING No: REV:
PW - 01 -SD -AR -DR -2103 -E

CLIENT



PROJECT MANAGER



ARCHITECT



SCHOOL

Parramatta West Public School
SINSW PROJECT
Parramatta Region Schools - Package 2 (SINSW-17-418)
CGA INTERNAL PROJECT No: 16461
DATE: 27.05.19

NORTH



DRAWING

GROUND FLOOR GA -
NORTH BUILDING -
PART 2

REV	DESCRIPTION	DATE	APPD
A	For Tender	08.11.17	JS
B	For Coordination	09.06.18	JS
C	SEARS SSD Application - Revision	22.06.18	JS
D	SSD Application - Revision 1	29.06.18	JS
E	SSD Application Revision	27.05.19	JM

© CONRAD GARGETT
mail@conradgargett.com.au
DO NOT SCALE DRAWING & VERIFY ALL DIMENSIONS AND LEVELS ON SITE
NOMINATED ARCHITECT: BRUCE WOLFE NSW Reg 6969

ABN 49 325 121 350

CRIMEA STREET

PROPERTY BOUNDARY 92° 57' 05" (120.7 M)
PROPERTY BOUNDARY

PROPERTY BOUNDARY 2° 41' 35" (80.7 M)
PROPERTY BOUNDARY



Planning,
Industry &
Environment

Issued under the Environmental Planning and Assessment Act 1979

Approved Application No: 8790 Signed: *A. Coonan*

Granted on the: 2 Dec 2019 Sheet No: 8 of 36

C
3501

1
2112

A
3501

PROPERTY BOUNDARY 272° 55' 05" (120.7 M)
PROPERTY BOUNDARY

RAILWAY STREET

B
3501

C
3501

A
3501

B
3501

RAILWAY STREET

CLIENT



Education
School Infrastructure

PROJECT MANAGER

blueVisions
certainty. innovation. excellence.

ARCHITECT

Conrad
Gargett

SCHOOL

Parramatta West Public School
SINSW PROJECT
Parramatta Region Schools - Package 2 (SINSW-17-418)

CGA INTERNAL PROJECT No:
16461

DATE:
14.11.19

© CONRAD GARGETT
mail@conradgargett.com.au
DO NOT SCALE DRAWING & VERIFY ALL DIMENSIONS AND LEVELS ON SITE
NOMINATED ARCHITECT: BRUCE WOLFE NSW Reg. 6969

ABN 49 325 121 350

NORTH



DRAWING

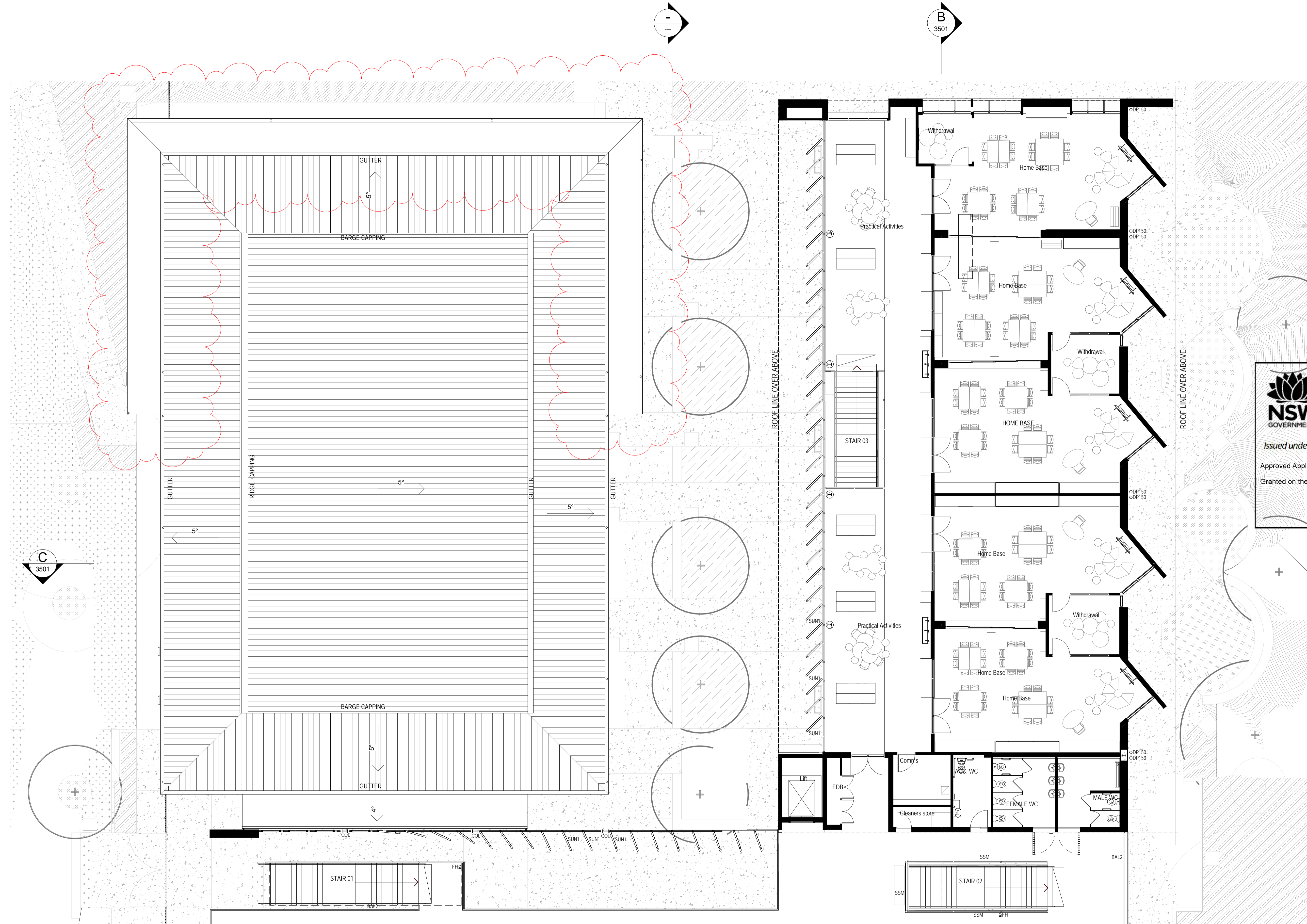
LEVEL 01 FLOOR GA -
OVERALL NORTH
SITE

REV	DESCRIPTION	DATE	APPD
A	For Coordination	08.06.18	JS
B	SEARS SSD Application - Revision	22.06.18	JS
C	SSD Application - Revision 1	29.06.18	JS
D	SSD Application Revision	27.05.19	JM
E	SSD Application Revision	14.11.19	JM

SSD APPLICATION

10 0 10 20 30 40 50
mm
SCALE 1 : 200 @A1

SCHOOL ID PAC ID STAGE DISCIPLINE DOC TYPE DRAWING No: REV:
PW - 01 -SD -AR -DR -2110 -E





**Planning,
Industry &
Environment**

Issued under the Environmental Planning and Assessment Act 1979

Approved Application No: 8790 Signed: *A. Coonan*

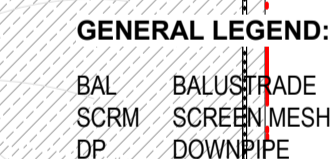
Granted on the 12 Dec 2019 Sheet No: 9 of 36

Legend - Keynote	
Key Value	Keynote Text
BAL2	BALUSTRADE, TYPE 2
COL	COLUMN
DP150	DOWN PIPE, 150
FH	FIRE HYDRANT
SSM	SAFETY SCREEN MESH
SUN1	SUNSHADE, TYPE 1

TAG	
D/G00 AAA	DOOR NUMBER ROOM NUMBER
REFER TO 9100 SERIES FOR DOOR TYPES	
TAG	
W00 Type 00	WINDOW NUMBER TYPE NUMBER
REFER TO 9200 SERIES FOR WINDOW TYPES	

NOTE: REFER TO MECHANICAL, STRUCTURAL AND ELECTRICAL ENGINEERS DRAWINGS.

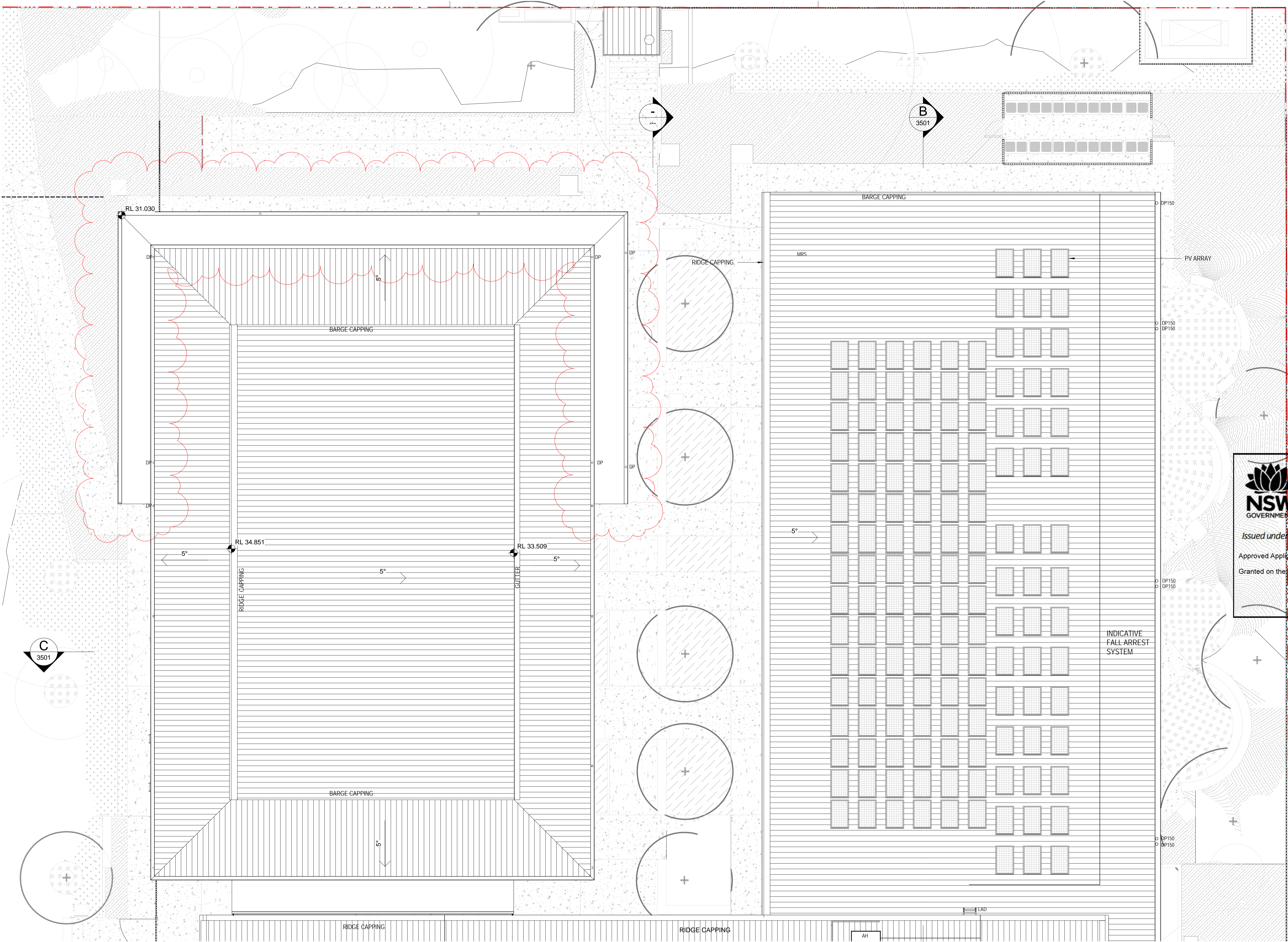
1 Level 01 Floor Plan - North Site New Building - Part 1
3001 1:100



SSD APPLICATION

1 0 1 2 3 4 5
SCALE 1 : 100 @A1
m

SCHOOL ID PAC ID STAGE DISCIPLINE DOC TYPE DRAWING No: REV:
PW - 01 -SD -AR - DB -2112 -F





**Planning,
Industry &
Environment**

Issued under the Environmental Planning and Assessment Act 1979


Approved Application No: 8790 Signed: *A. Coonan*

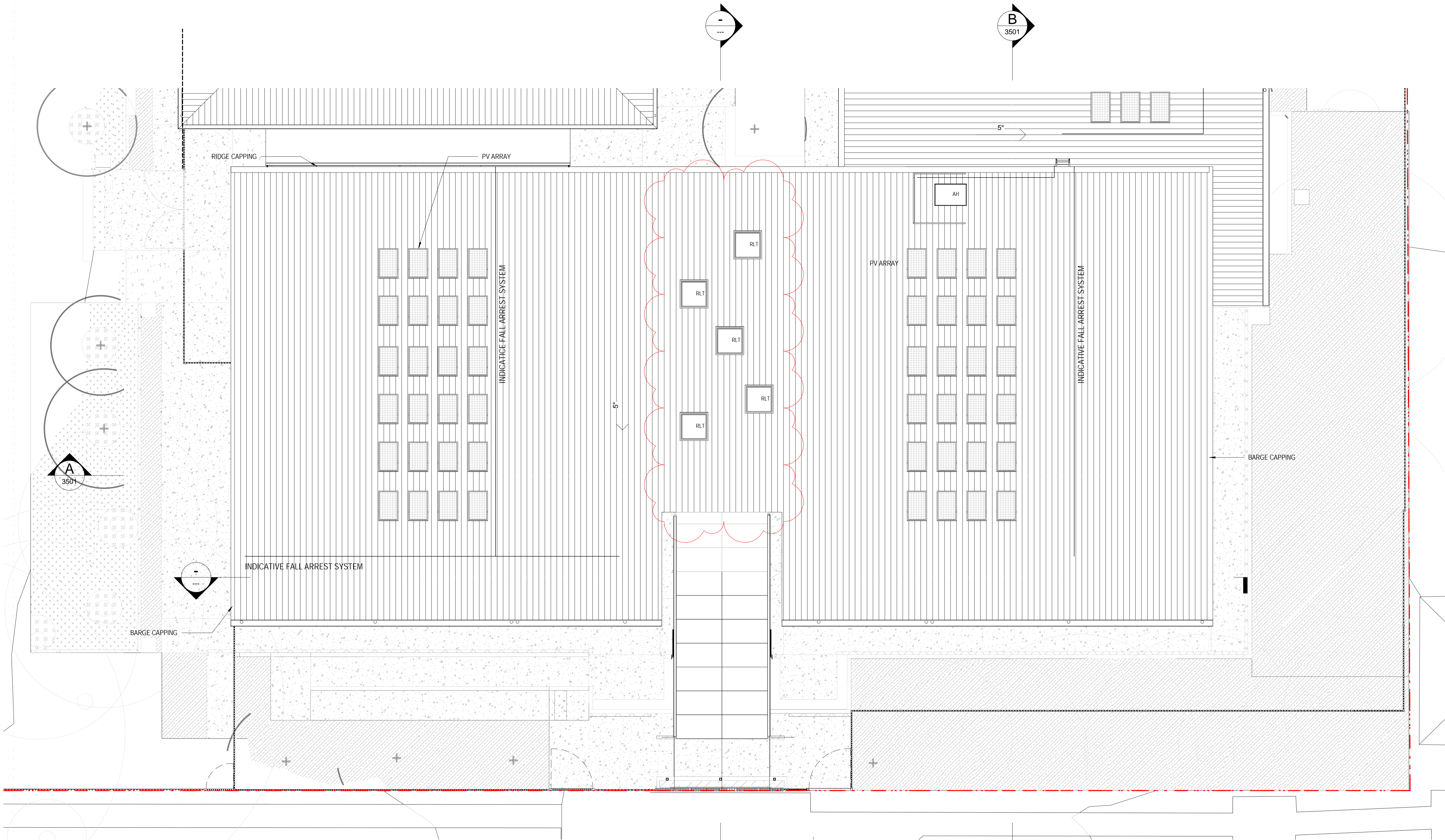
Granted on the 2 Dec 2019 Sheet No: 11 of 36


Legend - Keynote	
Key Value	Keynote Text
AH	ACCESS HATCH
DP	DOWN PIPE
DP150	DOWN PIPE, 150
LAD	LADDER
MRS	ROOF SHEETING, METAL, TYPE

NOTE: REFER TO MECHANICAL ENGINEERS
DRAWINGS

1 Roof Plan - North Building - Part 1
3011 1 : 100







**Planning,
Industry &
Environment**

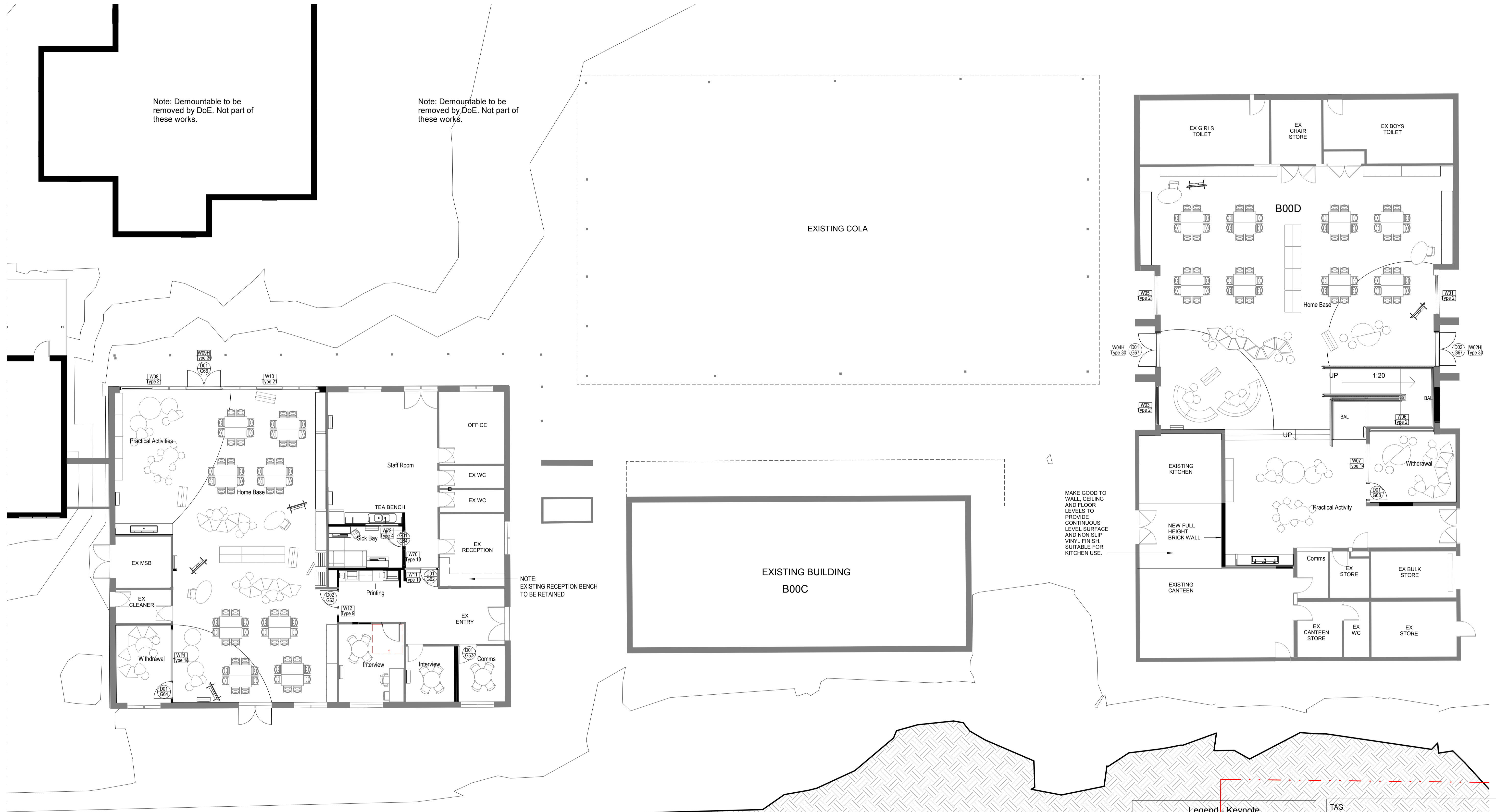
Issued under the Environmental Planning and Assessment Act 1979

Approved Application No: 8790 Signed: *A. Coonan*


Granted on the: 2 Dec 2019 Sheet No: 12 of 36

Legend - Keynote	
Key Value	Keynote Text
AH	ACCESS HATCH
RLT	ROOF SKYLIGHT

NOTE: REFER TO MECHANICAL ENGINEERS DRAWINGS



1
x8005
Ground Floor Plan - South Site B00B and B00D
1 : 100





**Planning,
Industry &
Environment**


Issued under the Environmental Planning and Assessment Act 1979

Approved Application No: 8790 Signed: *A. Coonan*

Granted on the: 2 Dec 2019 Sheet No: 13 of 36

Legend - Keynote	
Key Value	Keynote Text
BAL	BALUSTRADE, TYPE

TAG	
 D/G00 AAA	DOOR NUMBER ROOM NUMBER
REFER TO 9100 SERIES FOR DOOR TYPES	
TAG	
 W00 Type 00	WINDOW NUMBER TYPE NUMBER
REFER TO 9200 SERIES FOR WINDOW TYPES	
NOTE: REFER TO MECHANICAL, STRUCTURAL AND ELECTRICAL ENGINEERS DRAWINGS.	



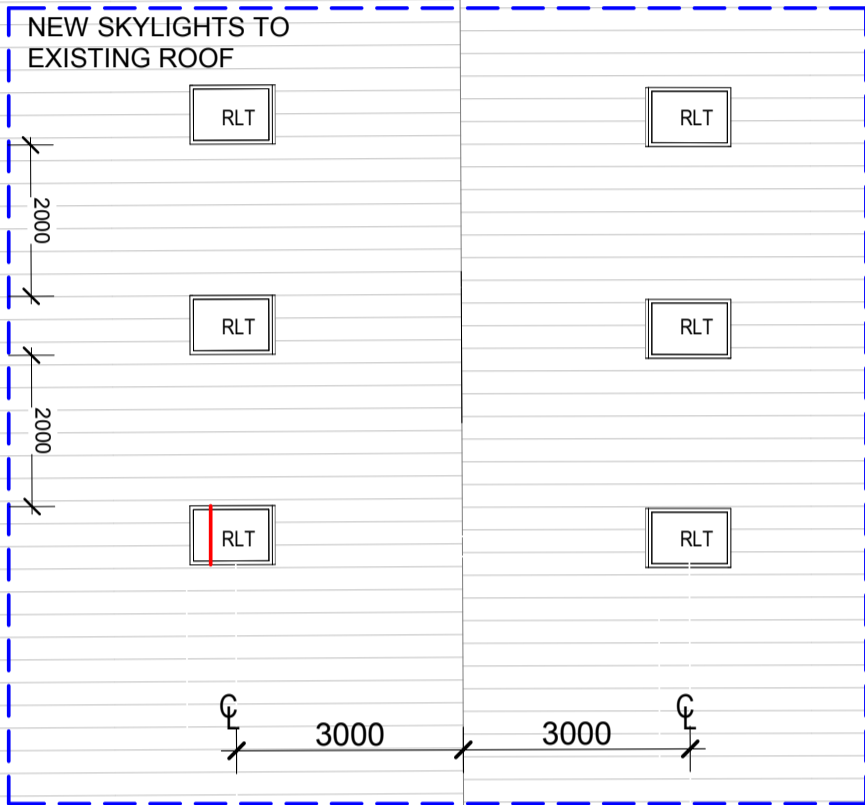
EXISTING ROOF RETAINED



EXISTING ROOF
RETAINED AS EXISTING

EXISTING COLA ROOF RETAINED

EXISTING ROOF RETAINED



Planning,
Industry &
Environment

Issued under the Environmental Planning and Assessment Act 1979

Approved Application No: 8790 Signed: *A. Coonan*

Granted on the: 2 Dec 2019 Sheet No: 14 of 36

1 Roof Plan - South Site B00B and B00D
1:100

Legend - Keynote	
Key Value	Keynote Text
RLT	ROOF SKYLIGHT

FOR TENDER

SCALE 1 : 100 @A1

SCHOOL ID PAC ID STAGE DISCIPLINE DOC TYPE DRAWING No: REV:
PW - 01 -SD -AR -DR -2821 -E

CLIENT



Education
School Infrastructure

PROJECT MANAGER

blueVisions
certainty. innovation. excellence.

ARCHITECT

Conrad
Gargett

SCHOOL

Parramatta West Public School
SINSW PROJECT
Parramatta Region Schools - Package 2 (SINSW-17-418)

CGA INTERNAL PROJECT No:
16461

DATE:
27.05.19

© CONRAD GARGETT
mail@conradgargett.com.au ABN 49 325 121 350
DO NOT SCALE DRAWING & VERIFY ALL DIMENSIONS AND LEVELS ON SITE
NOMINATED ARCHITECT: BRUCE WOLFE NSW Reg 6969

NORTH




DRAWING

ROOF PLAN - SOUTH
BUILDINGS - B00-B
and B00-D

REV	DESCRIPTION	DATE	APPD
A	For Tender	06.11.17	JS
B	For Coordination	09.06.18	JS
C	SEARS SSD Application - Revision	22.06.18	JS
D	SSD Application - Revision 1	29.06.18	JS
E	SSD Application Revision	27.05.19	JM



Parramatta Region Schools Finishes Board

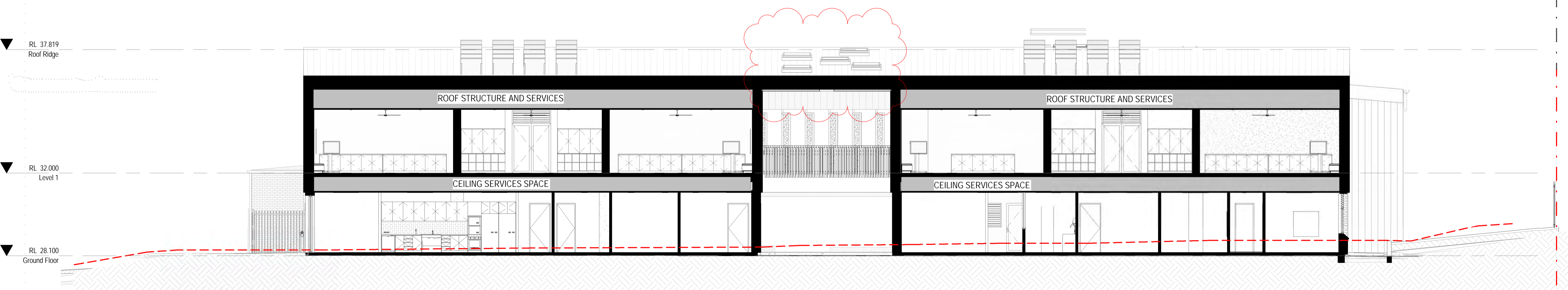


Planning,
Industry &
Environment

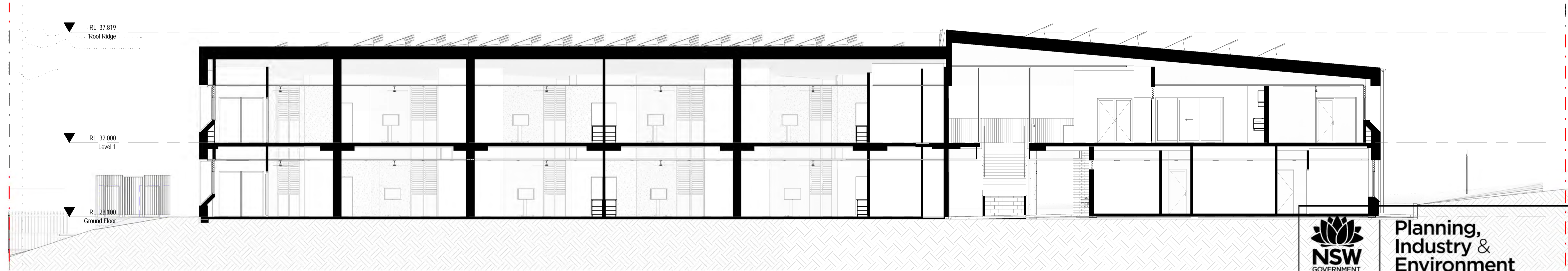
Issued under the Environmental Planning and Assessment Act 1979

Approved Application No: 8790 Signed: *A. Coonan*

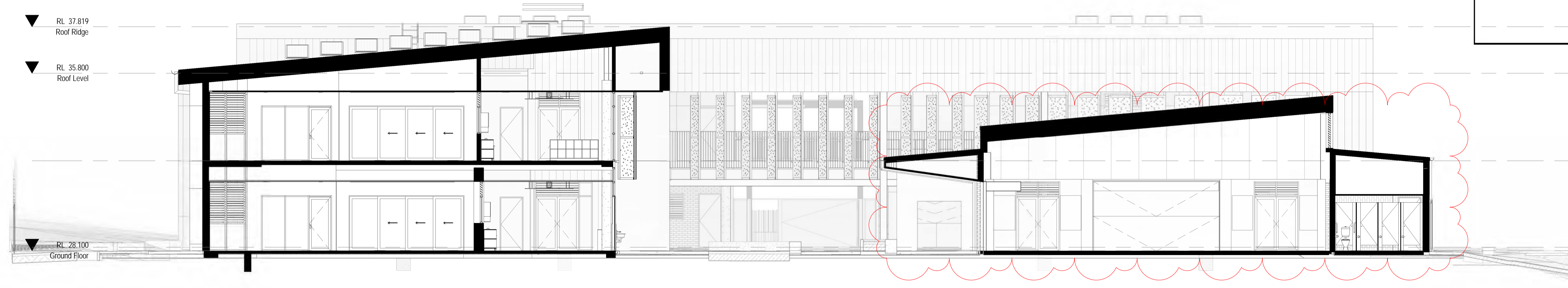
Granted on the: 2 Dec 2019 Sheet No: 15 of 36




A BUILDING SECTION A-A
1:100



B BUILDING SECTION B-B
1:100



C BUILDING SECTION C-C
1:100

**Planning,
Industry &
Environment**

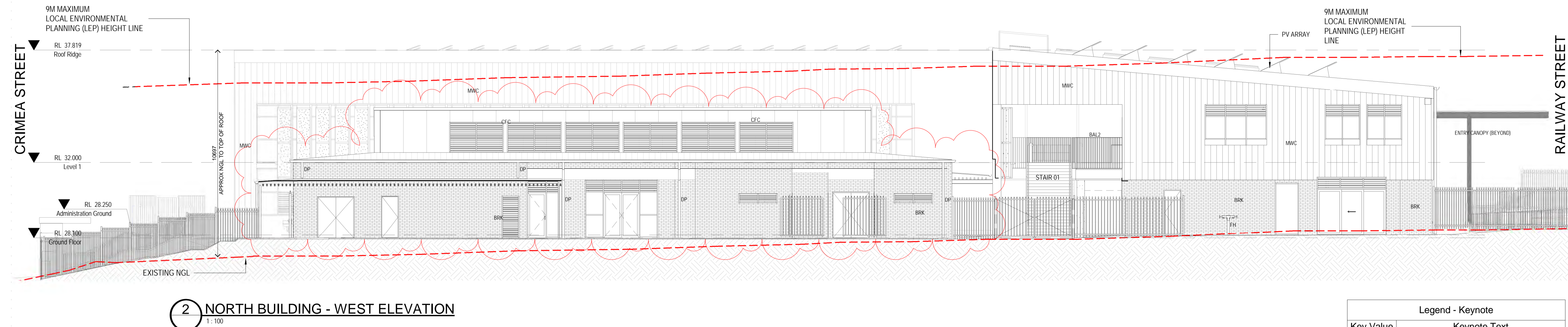
Issued under the Environmental Planning and Assessment Act 1979

Approved Application No: 8790 Signed: *A. Coonan*


Granted on the: 2 Dec 2019 Sheet No: 16 of 36

MATERIAL LEGEND	
CFC	Compressed Fibre Sheet
BRK	Face Brickwork
MWC	Metal Wall Cladding
GCW	Glazed Curtain Wall
CONC	Concrete Columns
RWG	Rainwater Gutter
RAH	Roof Access Hatch
SUN1	Perforated Metal Sunshade - Colour 1
SUN2	Perforated Metal Sunshade - Colour 2
RS	Roller Shutter
DP	Metal Down Pipe
MRS	Metal Roof Sheeting

NOTE: Refer to finishes schedule




NOTE: READ IN CONJUNCTION WITH BUILDING FABRIC SCHEDULE



NSW
GOVERNMENT


Planning, Industry & Environment

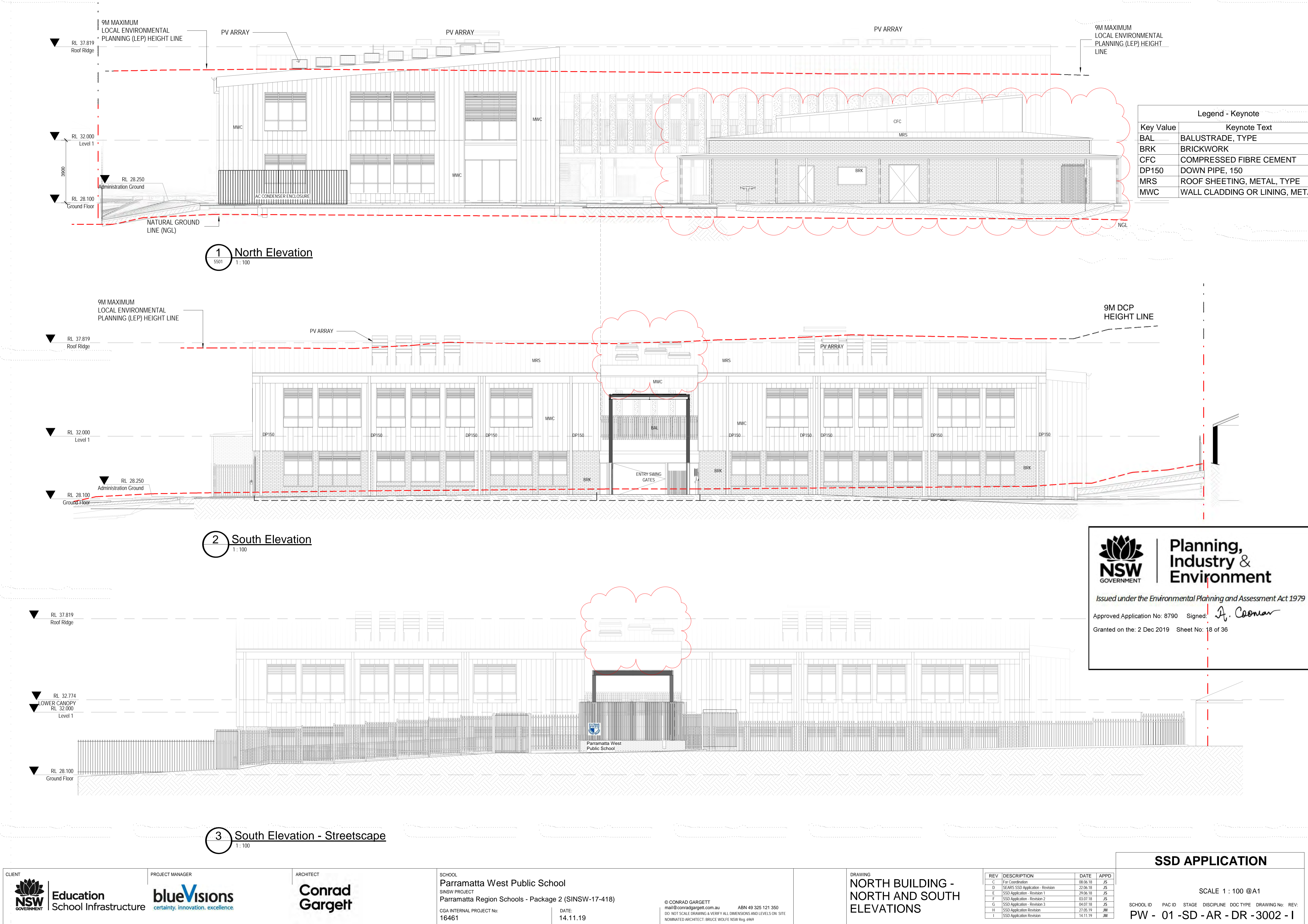
Issued under the Environmental Planning and Assessment Act 1979

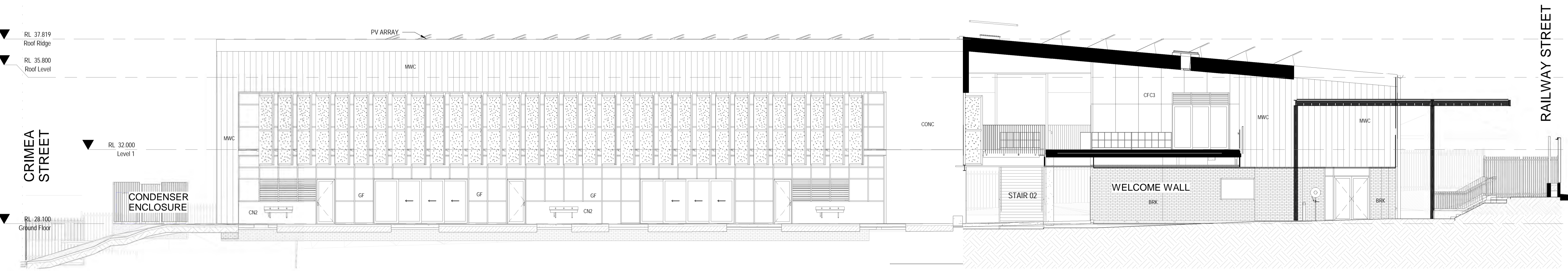
Approved Application No: 8790 Signed: 

Granted on the: 2 Dec 2019 Sheet No: 17 of 36

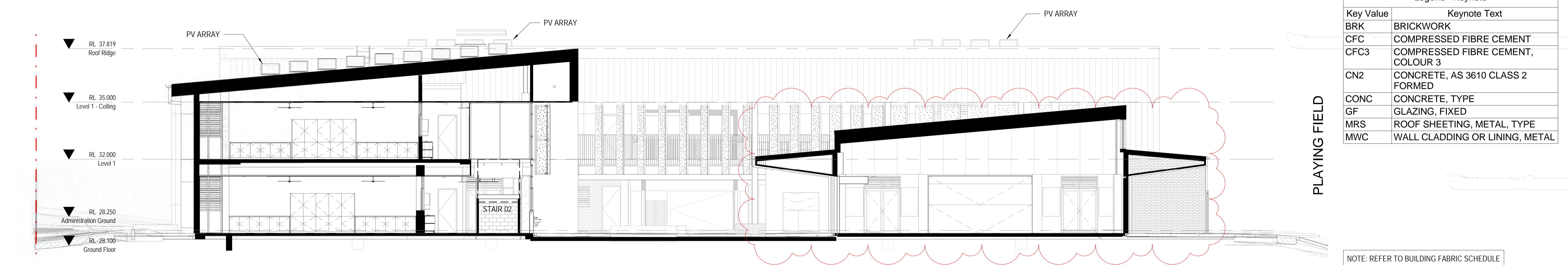
REV	DESCRIPTION	DATE	APPR
A	For Tender	08.11.17	JS
B	Adjustments for SSD Submission	28.03.18	IT
C	For Coordination	08.06.18	JS
D	SEARS SSD Application - Revision	22.06.18	JS
E	SSD Application - Revision 1	29.06.18	JS
F	SSD Application Revision	27.05.19	JM
G	SSD Application Revision	14.11.19	JM

SSD APPLICATION					
1	0	1	2	3	4
					
SCALE 1 : 100 @A1					
m					
SCHOOL ID PAC ID STAGE DISCIPLINE DOC TYPE DRAWING No: REV:					
PW - 01 -SD -AR -DR -3001 -G					

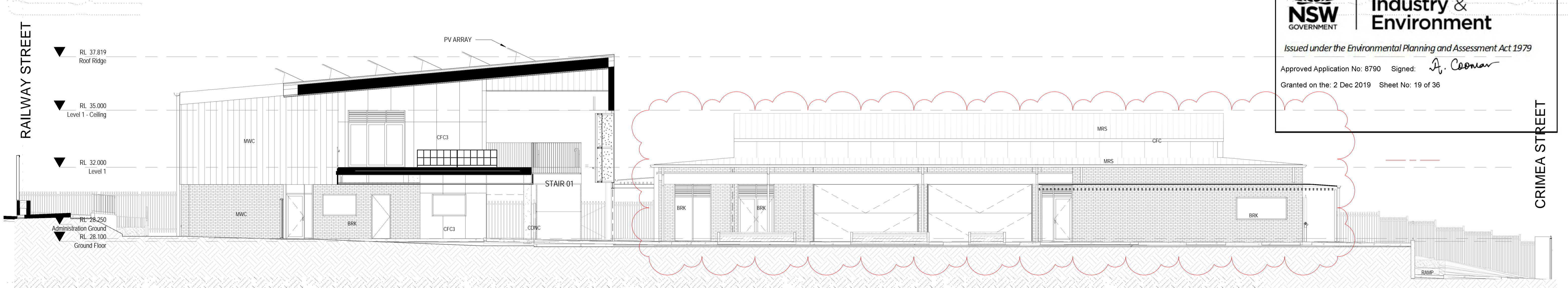




1 COURTYARD - EAST ELEVATION
1:100




2 COURTYARD - SOUTH ELEVATION
1:100



3 COURTYARD - WEST ELEVATION
1:100

Legend - Keynote	
Key Value	Keynote Text
BRK	BRICKWORK
CFC	COMPRESSED FIBRE CEMENT
CFC3	COMPRESSED FIBRE CEMENT, COLOUR 3
CN2	CONCRETE, AS 3610 CLASS 2 FORMED
CONC	CONCRETE, TYPE
GF	GLAZING, FIXED
MRS	ROOF SHEETING, METAL, TYPE
MWC	WALL CLADDING OR LINING, METAL

NOTE: REFER TO BUILDING FABRIC SCHEDULE

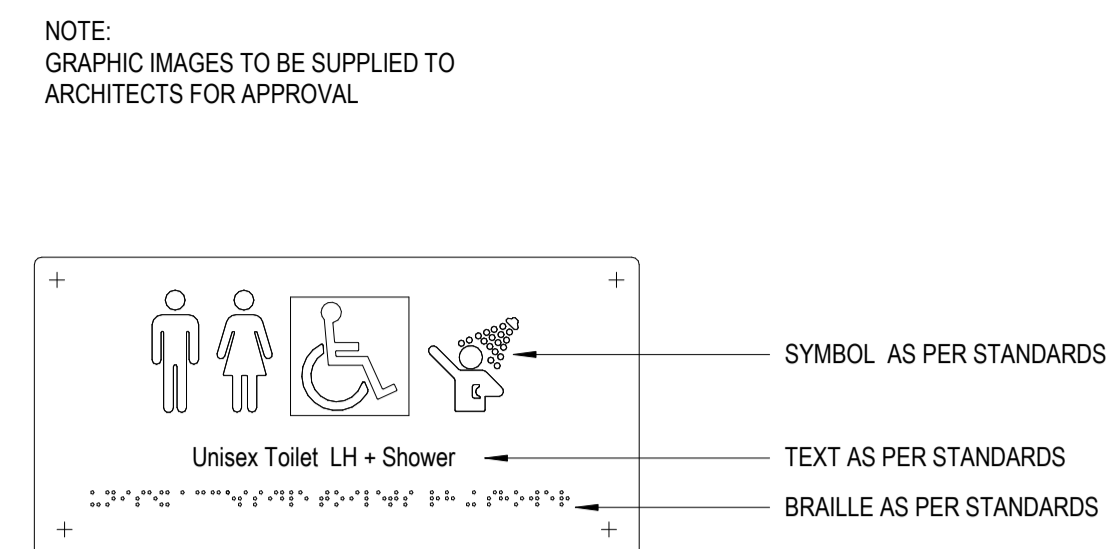
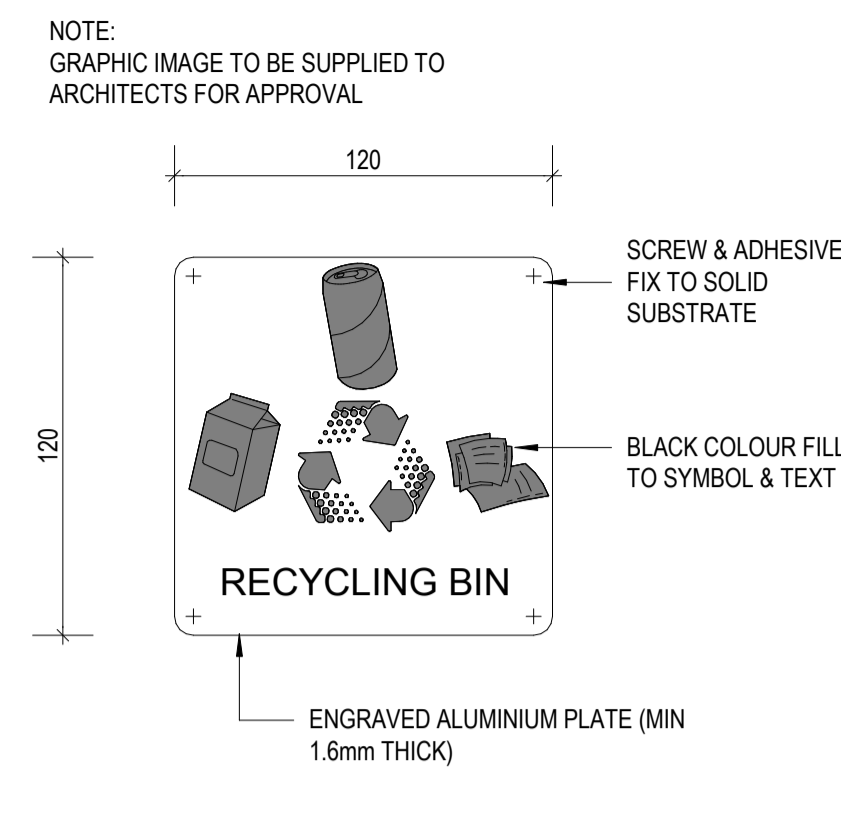
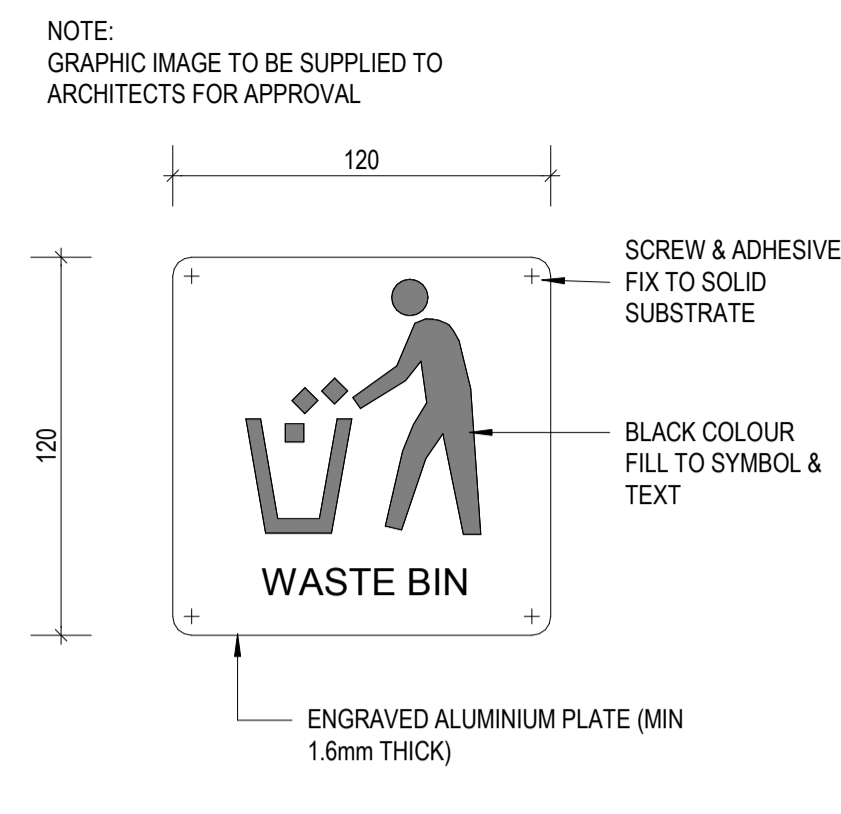
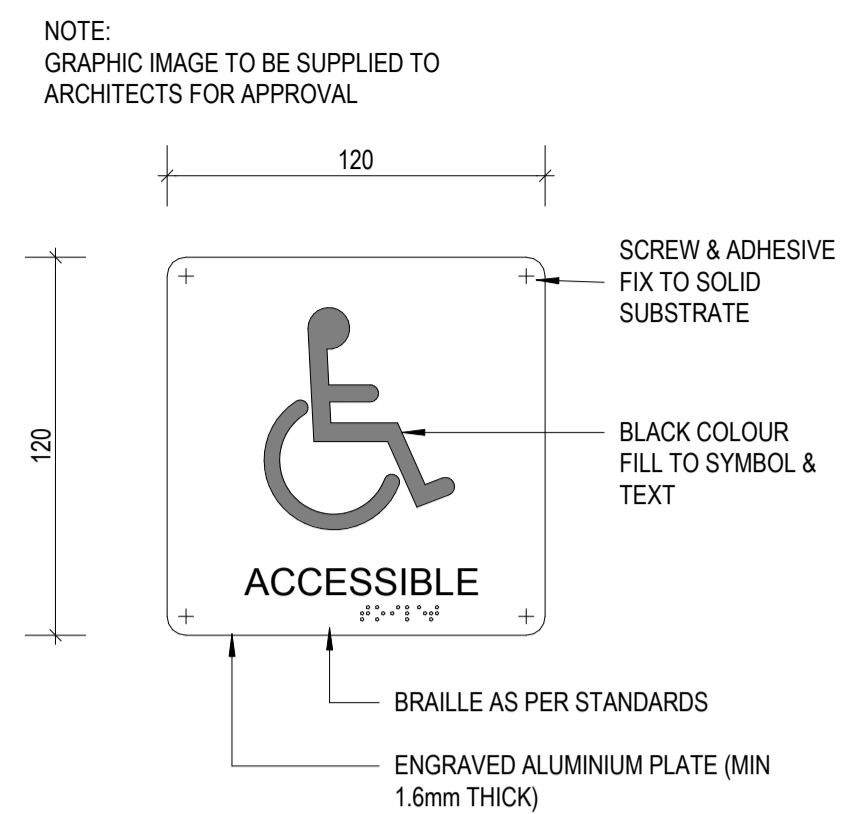
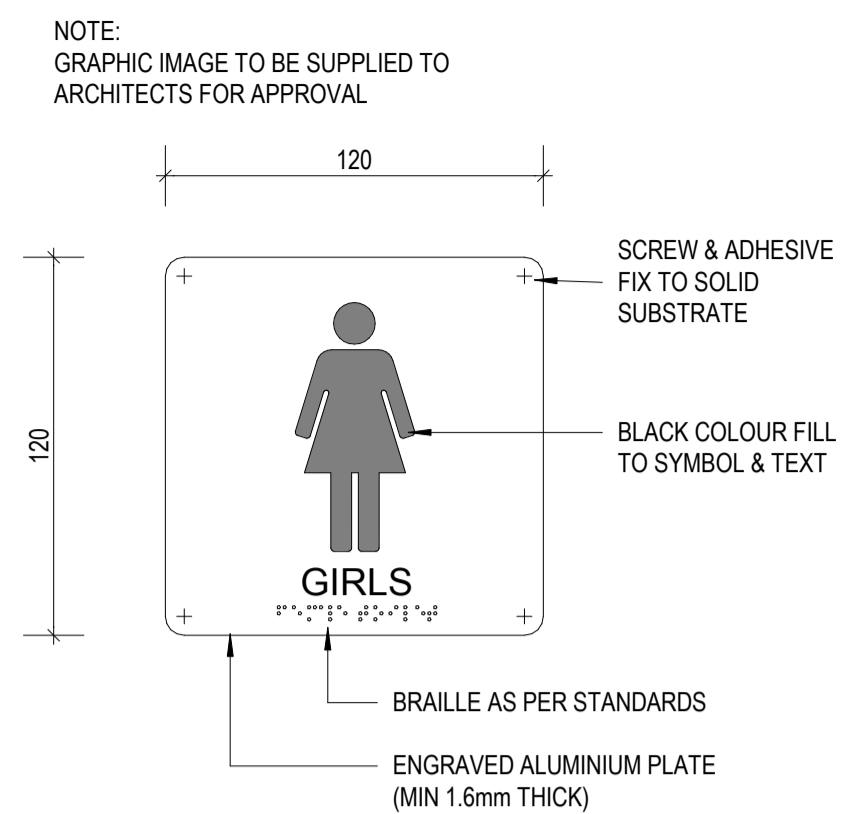
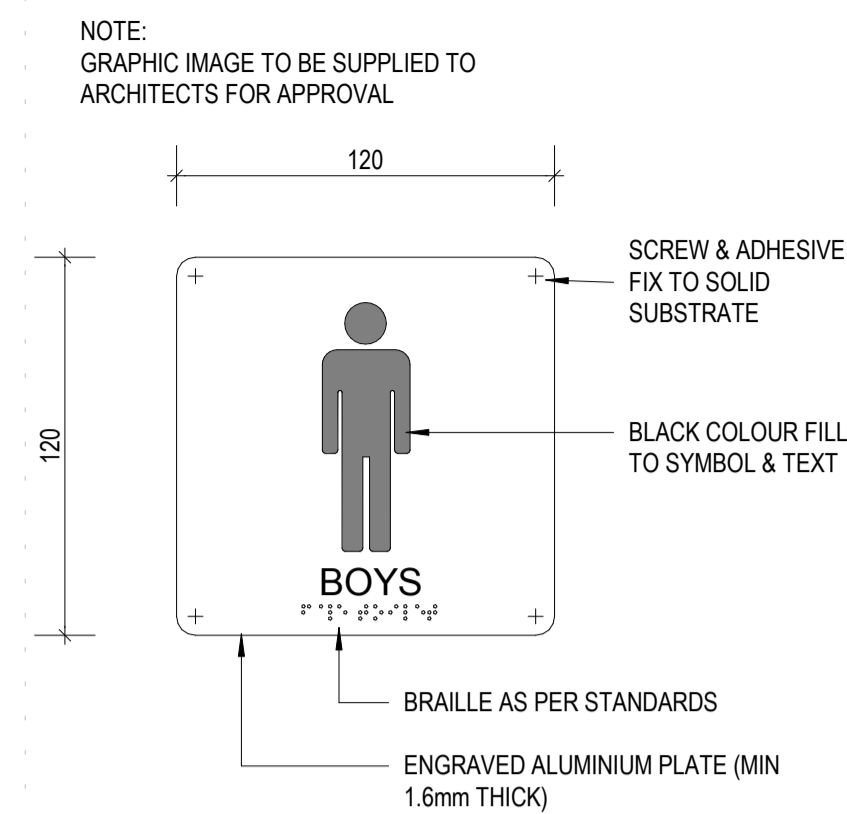


**Planning,
Industry &
Environment**

Issued under the Environmental Planning and Assessment Act 1979

Approved Application No: 8790 Signed: *A. Coonan*

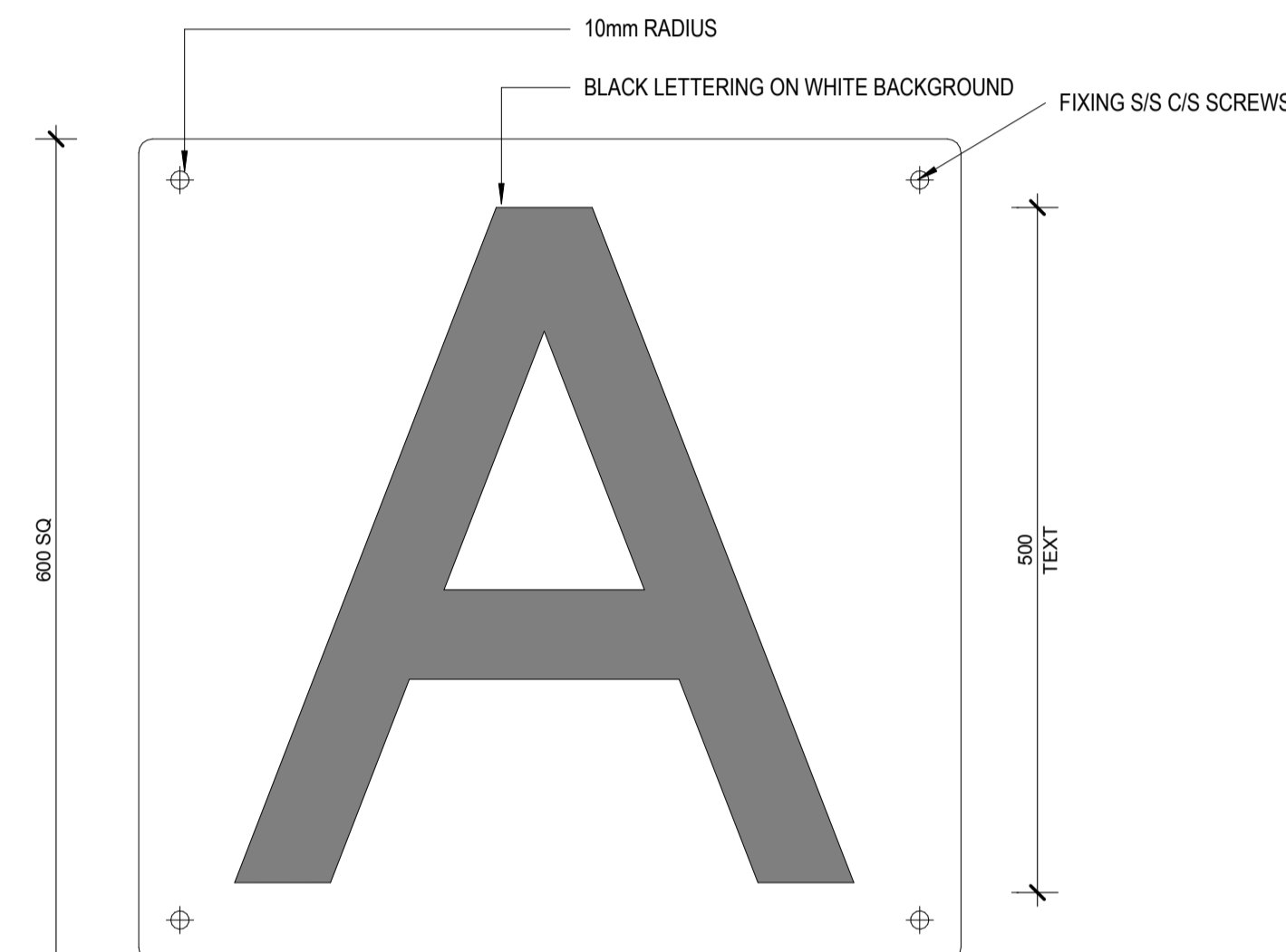
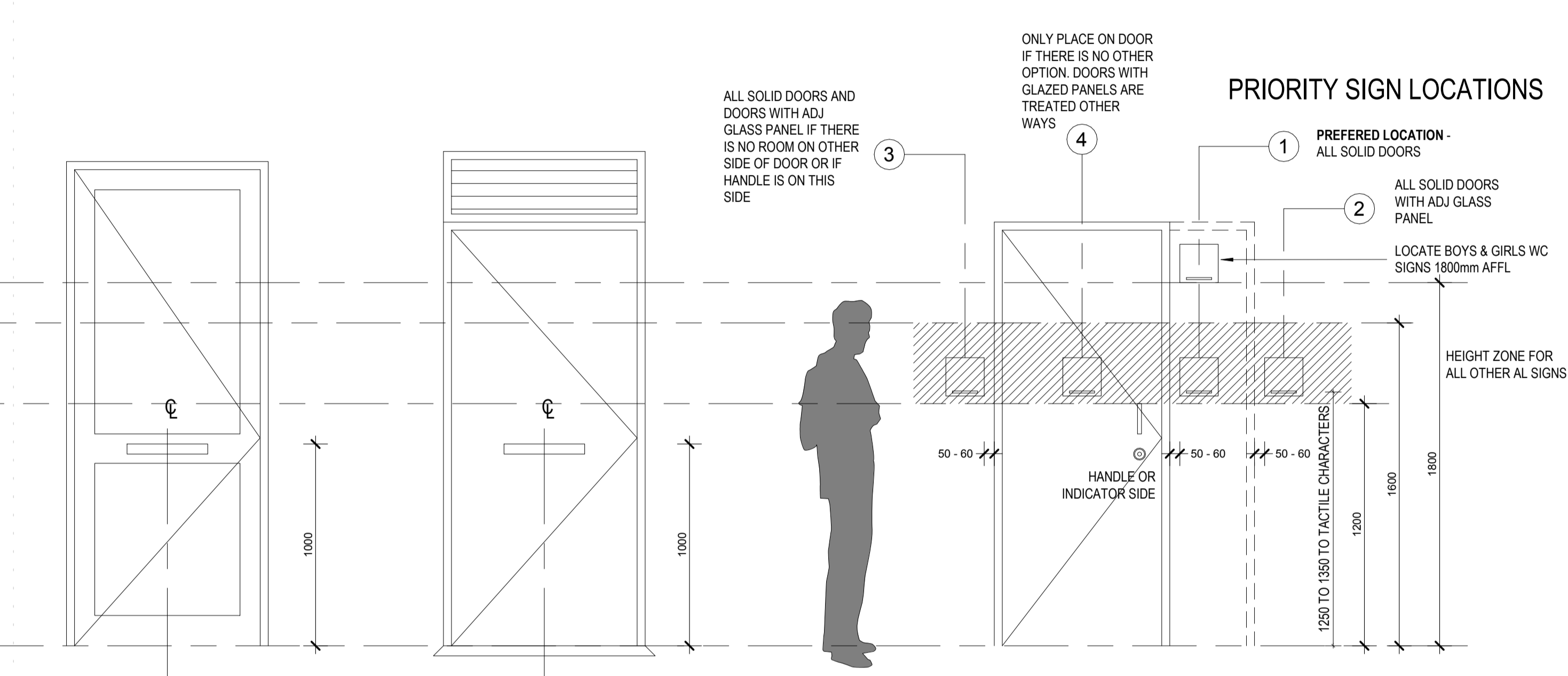
Granted on the: 2 Dec 2019 Sheet No: 19 of 36



4mm CLEAR ANODISED ALUMINIUM PLATE TYPICAL.
ALLOY AND TEMPER DESIGNATION 6063-0.
BRAILLE AND TACTILE LETTERING TO BCA SPECIFICATION D3.6,
SATIN FINISH, DURABLE AND RIGID; SYMBOLS AND TACTILE
LETTERING RAISED 1 - 1.5mm. WHEELCHAIR SYMBOL IN STANDARD
BLUE, ALL OTHER SYMBOLS AND LETTERING BLACK.
FONT: ARIAL SENTENCE CASE AS SHOWN.

NOTE:


- P1 MALE / MALE AMBULANT TOILET
P2 FEMALE / FEMALE AMBULANT TOILET
P3 UNISEX AWC LEFT HAND & SHOWER
P4 MALE AMBULANT TOILET
P5 FEMALE AMBULANT TOILET
P6 UNISEX AMBULANT TOILET



— REFER TO SCHEDULE FOR TEXT
ON SIGNS

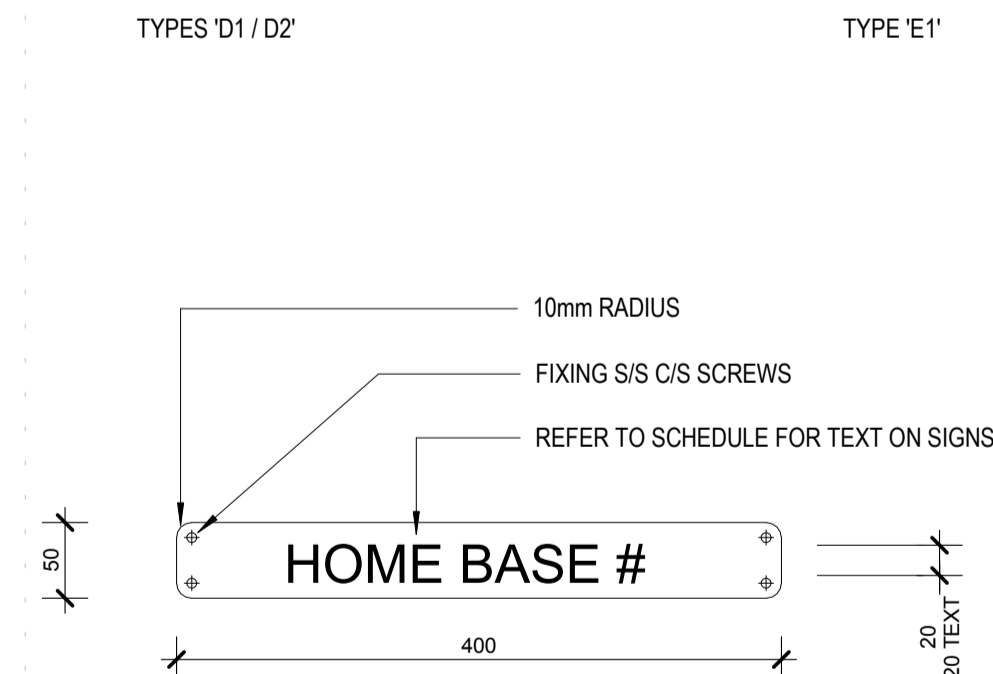
— FIXING S/S C/S SCREWS

— 40mm DIAMETER

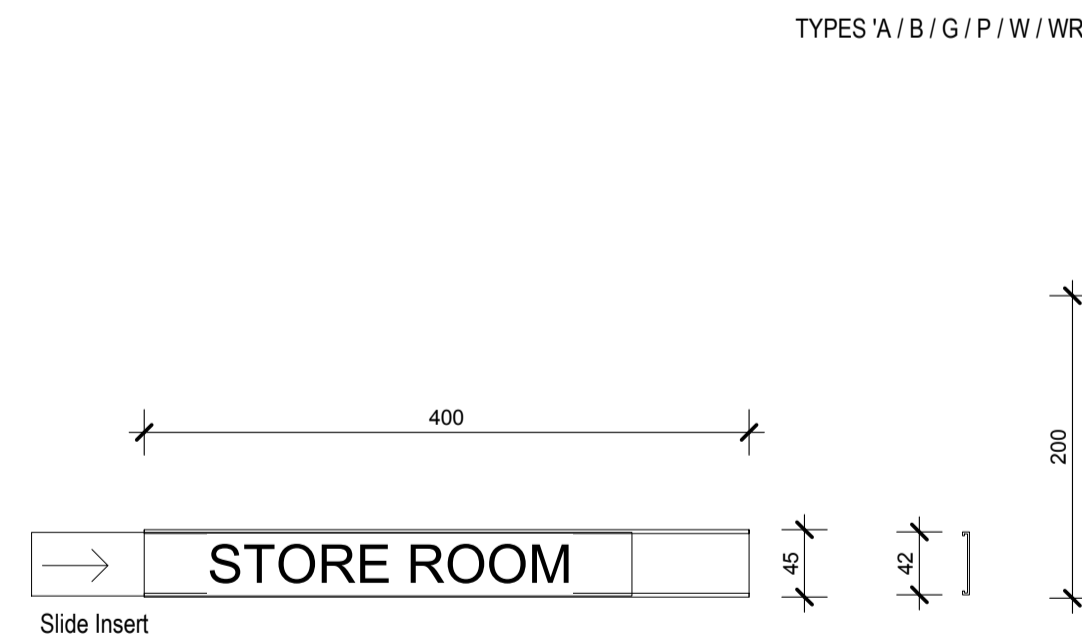
—  — ALTERNATE FORMAT SIGN 'X'

NOTE:
TYPE 'X' SIGNS TO BE FLAT PLASTIC.
LOCATE AT CORNER OF DOOR FRAME AS SHOWN

SIGNAGE DISPLAY HEIGHTS



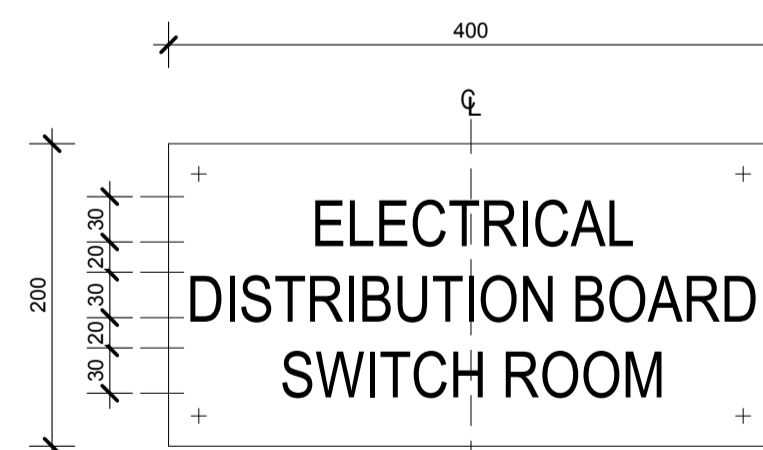
NOTE:
INTERNAL DOOR SIGNS TO BE FLAT PLASTIC - REFER SCHEDULE FOR DETAILS.
EXTERNAL DOOR SIGNS TO BE ENAMELLED METAL SIGN SCREW FIXED ON
EXTERNAL DOORS - REFER SCHEDULE FOR DETAILS.



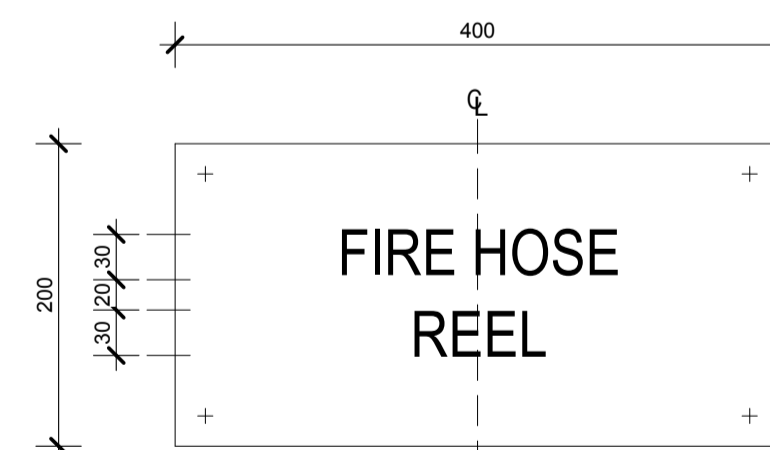
NOTE:
SIGNS TO BE PROPRIETARY CLEAR ANODIZED
ALUMINIUM FRAME AND CLEAR FACE FOR PAPER SLIDER
INSERT - REFER SCHEDULE FOR DETAILS.



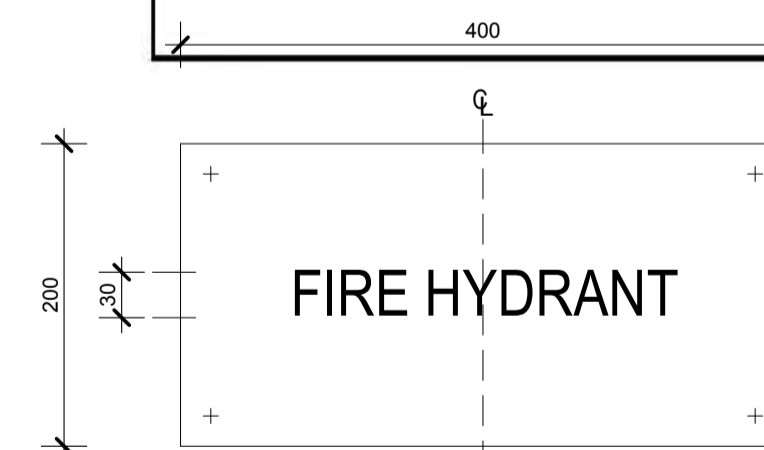
NOTE:
4mm CLEAR ANODISED ALUMINIUM PLATE TYPICAL, LETTERING PRECISION
ENGRAVED, BLACK COLOURED MATERIAL FILLED, FACED CLEANED.
ALLOY AND TEMPER DESIGNATION 6063-0.
TEXT CENTRED VERTICALLY ON SIGN
FONT: ARIAL NARROW IN UPPER CASE AS SHOWN




NOTE:
4mm CLEAR ANODISED ALUMINIUM PLATE TYPICAL, LETTERING PRECISION
ENGRAVED, BLACK COLOURED MATERIAL FILLED, FACED CLEANED.
ALLOY AND TEMPER DESIGNATION 6063-0.
TEXT CENTRED VERTICALLY ON SIGN
FONT: ARIAL NARROW IN UPPER CASE AS SHOWN



NOTE:
4mm CLEAR ANODISED ALUMINIUM PLATE TYPICAL, LETTERING PRECISION
ENGRAVED, BLACK COLOURED MATERIAL FILLED, FACED CLEANED.
ALLOY AND TEMPER DESIGNATION 6063-0.
TEXT CENTRED VERTICALLY ON SIGN
FONT: ARIAL NARROW IN UPPER CASE AS SHOWN




NOTE:
4mm CLEAR ANODISED ALUMINIUM PLATE TYPICAL, LETTERING PRECISION
ENGRAVED, BLACK COLOURED MATERIAL FILLED, FACED CLEANED.
ALLOY AND TEMPER DESIGNATION 6063-0.
TEXT CENTRED VERTICALLY ON SIGN
FONT: ARIAL NARROW IN UPPER CASE AS SHOWN



PARRAMATTA WEST PUBLIC SCHOOL

NOTE:
INDIVIDUAL 600H 10mm THICK LAZER CUT METAL LETTERS. PVF2 FINISH.
INDIVIDUAL FIXED TO ANGLED EXTERNAL FACADE WITH 180mm STAINLESS
STEEL SPACERS AD CONCEALLED FIXING. ALLOW FOR LED LIGHTING TO BACK
OF ARIAL FONT INDIVIDUAL LETTERS. ALLOW TO INCLUDE LARGE FORMAT
SCHOOL EMBLEM.

TYPE 'MSS'
MAIN SCHOOL SIGN



NOTE:
10mm THICK LAZER CUT PLATE. PVF2 FINISH. FIXED TO
EXTERNAL FACADE WITH 180mm STAINLESS STEEL
SPACERS AND CONCEALLED FIXING. ALLOW FOR LED
LIGHTING TO BACK.

TYPE 'SES'
SCHOOL EMBLEM SIGN



Planning,
Industry &
Environment

Issued under the Environmental Planning and Assessment Act 1979

Approved Application No: 8790 Signed: *A. Coonan*

Granted on the: 2 Dec 2019 Sheet No: 21 of 36

CLIENT



Education
School Infrastructure

PROJECT MANAGER

blueVisions
certainty. innovation. excellence.

ARCHITECT

Conrad
Gargett

SCHOOL

Parramatta West Public School
SINSW PROJECT
Parramatta Region Schools - Package 2 (SINSW-17-418)

CGA INTERNAL PROJECT No:
16461

DATE:
27.05.19

© CONRAD GARGETT
mail@conradgargett.com.au ABN 49 325 121 350
DO NOT SCALE DRAWING & VERIFY ALL DIMENSIONS AND LEVELS ON SITE
NOMINATED ARCHITECT: BRUCE WOLFE NSW Reg 6969

DRAWING

Signage Details - Sheet
2

REV	DESCRIPTION	DATE	APPD
A	For Tender	08.11.17	JS
B	SSD Application - Revision 1	29.06.18	JS
C	SSD Application Revision	27.05.19	JM

FOR TENDER

10 0 10 20 30 40 50
mm
SCALE 1 : 20 @A1

SCHOOL ID PAC ID STAGE DISCIPLINE DOC TYPE DRAWING No: REV:

PW - 01 -SD -AR -DR -8002 -C

PARRAMATTA REGION SCHOOLS - PACKAGE 2 (418)


PARRAMATTA WEST PUBLIC SCHOOL

Railway Street - Parramatta West NSW

LANDSCAPE ARCHITECTURAL PACKAGE



Landscape Drawing List	
Sheet Number	Sheet Name
0001	Cover Sheet
0002	Landscape Legend & Finishes Schedule
0003	Tree Retention and Removal Plan
0004	Landscape Masterplan
0005	Irrigation Extent
0007	Plant Schedule - Trees & Shrubs
0101	Surface Finishes Plan - Sheet 1
0102	Surface Finishes Plan - Sheet 2
0201	Levels and Set Out Plan - Sheet 1
0202	Levels and Set Out Plan - Sheet 2
0301	Planting Plan Sheet 1
0302	Planting Plan Sheet 2
0401	Landscape Sections - Section 1
0402	Landscape Sections - Section 2
0501	Landscape Details Sheet 1
0502	Landscape Details Sheet 2
0503	Landscape Details Sheet 3



Planning,
Industry &
Environment

Issued under the Environmental Planning and Assessment Act 1979

Approved Application No: 8790 Signed: *A. Coonan*

Granted on the: 2 Dec 2019 Sheet No: 22 of 36

G3

Materials Schedule - Hardscape						
Surface Finish	Type	Pavement Type	Supplier (or approved equivalent)	Size	Colour	Sealer
G3	G3 Deco	Stabilised decomposed granite	N/A	100mm	Deco - TBC	Refer to Detail

P1

P1	P1-Plain broom	Broom finished	N/A	To Civil Detail	Plain grey concrete - Standard aggregate	2 Coats - Know-How Technologies - Deapseal 50
----	----------------	----------------	-----	-----------------	--	---

P2a

P2a	P2a -Apollo	Broom finished	N/A	To Civil Detail	CCS Apollo	2 Coats - Know-How Technologies - Deapseal 50
-----	-------------	----------------	-----	-----------------	------------	---

P2b

P2b	P2b- Buttermilk	Broom finished	N/A	To Civil Detail	CCS Buttermilk (Based on White cement)	2 Coats - Know-How Technologies - Deapseal 50
-----	-----------------	----------------	-----	-----------------	--	---

P2c

P2c	P2c - Gothic Blue	Broom finished	N/A	To Civil Detail	CCS Gothic Blue	2 Coats - Know-How Technologies - Deapseal 50
-----	-------------------	----------------	-----	-----------------	-----------------	---

TGSI

TGSI	P5 Tactiles	Tactile Indicator - Unit paver	Chelmstone	300 x 300 x 40mm on pavement slab	White on P2c / Voodoo on P2b	N/A
------	-------------	--------------------------------	------------	-----------------------------------	------------------------------	-----

ST2

ST2	ST2-Plain broom Stair	Broom finished	N/A	To Civil Detail	CCS Gothic Blue	2 Coats - Know-How Technologies - Deapseal 50
-----	-----------------------	----------------	-----	-----------------	-----------------	---

ST3

ST3	ST3-Plain broom 3	Broom finished	N/A	To Civil Detail	CCS Buttermilk (White cement)	2 Coats - Know-How Technologies - Deapseal 50
-----	-------------------	----------------	-----	-----------------	-------------------------------	---

MA

Materials Schedule - Softscape				
Type	Pavement Type	Description	Mulch	Plant Stock/Turf
MA1 - Tree Mulching		2m Dia Mulch Ring Around Trees in Turf	100mm Imported organic Mulch As Specified.	

PA1

PA1 - Planting Type 1	Planting Type 1	Amenity Planting Areas	100mm Imported Mulch	Planting as per Planting Plans
-----------------------	-----------------	------------------------	----------------------	--------------------------------

PA4

PA4 - Swale Planting	Planting Type 4	Bioretention Swale	Jute Matting - Ref Spec	Planting as per Planting Plans
----------------------	-----------------	--------------------	-------------------------	--------------------------------

T1

T1 - Turf 1	Turf Type 1	Amenity Turf	N/A	Wintergreen Couch
-------------	-------------	--------------	-----	-------------------

Note: All generic planted areas including proposed trees are serviced by irrigation taps that are used for establishment to future detail. Species used are drought tolerant and will not required irrigatin except in extended dry periods. Kitchen garden bed aras are to be irrigated by dripline irrigation - Refer to Drawing 0010 for Location.

TER1

Materials Schedule - Walls and Fencing			
Type	Symbol	Description	Width
Bench Seat	TER1	Off form insitu concrete - full depth colour Plain Grey Concrete - Class 2 concrete to Civil detail	500
Seat Wall 1	SW1	500x500x2000mm sandstone blocks, A grade rough sawn	500
W3 - In Situ Concrete Wall	W3	Off form insitu concrete - full depth colour CCS Gothic Blue - Class 2 concrete to Civil detail	200

SW1

W3

CE




Materials Schedule - Edging				
CODE	Edge Type	Supplier (or approved equivalent)	Size	Colour
CE	CE - Concrete Edge	N/A	150mm Refer Civil detail	Concrete Edge

Symbol	Description	Reference
+ EL 123.456 (SUR)	Existing Level (from Survey)	Refer To Survey
+ FFL 123.456 (Arch)	Finished Floor Level (from Architect)	Refer to Architects Drawings
+ RL 123.456 (CIV)	Relative Level (from Civil Engineer)	Refer to Engineer Drawings
+ TOK 123.456(CIV)	Top of Kerb Level (from Civil Engineer)	Refer to Engineer Drawings
+ TOK 123.456 (SUR)	Top of Kerb Level (from Survey)	Refer To Survey
+ TS 123.456	Top of Stairs	Refer to Landscape Levels and Set Out Plans
+ BS 123.456	Bottom of Stairs	Refer to Landscape Levels and Set Out Plans
+ TW 123.456	Top of wall	Refer to Landscape Levels and Set Out Plans
+ BW 123.456	Bottom of Wall	Refer to Landscape Levels and Set Out Plans
+ 123.456	Proposed Landscape Level	Refer to Landscape Levels and Set Out Plans
1:50 FALL	Fall Indicator	Refer to Landscape Levels and Set Out Plans
1:14 RAMP	Ramp / Walkway Indicator	Refer to Landscape Levels and Set Out Plans

Symbol	Type	Pavement Type	Supplier (or equivalent)	Size	Colour / Finish	Sealer	Reference
	Sub Surface Drainage						
	(F1) Security Fence Line						Refer to Architects Drawings
	Earth Mound Lines						
	Proposed Tree						Refer To Planting Plan
	Proposed Tree With Mulch Ring						Refer To Planting Plan
	Existing Tree to be Retained						
	Tree to be Removed						Refer To Tree Retention and Removal Plan

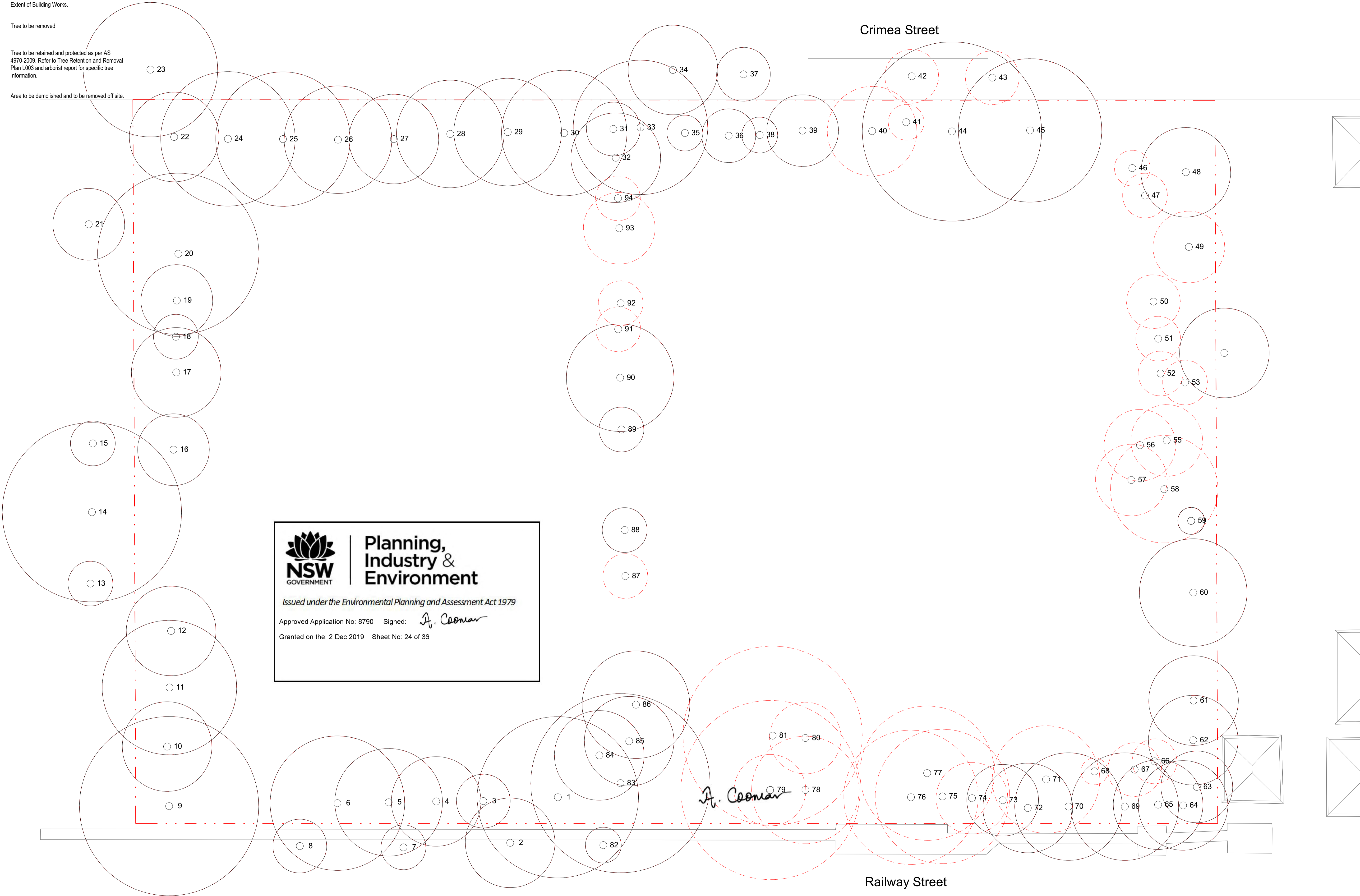
- GENERAL NOTES
- Refer to bulk earthworks drawings for topsoil/landscape set-down in soft landscape areas provided by civil trade.
 - Prior to excavations dial before you dig and check combined services drawings for the location of existing and new services. Services on landscape drawing shown for reference only.
 - All landscape surfaces to finish flush with adjacent surfaces unless otherwise noted.
 - All landscape surfaces adjacent to pits are to finish flush. Ensure no ponding in landscape areas, ensure flow of water to civil trade drainage pit.
 - For construction details of pedestrian pavement refer civil/structural drawings. For finishes and colour refer landscape surface finishes drawings.
 - Refer to civil engineer's drawings for finished surface levels, unless noted otherwise on the landscape drawings.
 - Pedestrian pavement set-out from landscape drawings.
 - The surface abutting either side of a pathway of widths less than 2200 mm to follow the gradient of the pathway and extend horizontally for not less than 600 mm.
 - Maximum incline on grass is 1:4.
 - Provide a minimum fall of 1:100 away from buildings on hardstand areas unless otherwise shown.
 - All levels are finished surface level (FSL) unless otherwise noted.
 - All planting to be installed a minimum 600 mm clear of buildings.
 - Grated drainage pits in planted areas to have 1 m x 150 mm deep gravel surround.
 - External lighting drawings refer to Electrical drawings.
 - Jute matting is required for steeper than 1:3 planting areas.
 - Pavement colour & finishes as shown on the landscape documents.
 - Landscape contractor to allow ± 50mm for landscape trimming across the site, in some areas this will increase to 300mm - particularly around building edges.
 - Note that landscape levels and set-out drawings are to be read in conjunction between civil and landscape and were discrepancies exist please contact landscape and civil team for further instructions.

PRELIMINARY

CLIENT  Education	PROJECT MANAGER  certainty. innovation. excellence.	ARCHITECT 	PROJECT Parramatta Region Schools - Package 2 (418) Parramatta West Public School INTERNAL PROJECT No: 16461 DATE: 22.06.2018 © CONRAD GARGETT ANCHER MORTLOCK WOOLLEY mail@conradgargett.com.au ABN 49 325 121 350 DO NOT SCALE DRAWING & VERIFY ALL DIMENSIONS AND LEVELS ON SITE NOMINATED ARCHITECT: BRUCE WOLFE NSW Reg. 6969	DRAWING Landscape Legend & Finishes Schedule	REV DESCRIPTION A For Coordination B SSD SEAR Application DATE APPD 12/06/2018 KWW 22/06/2018 KWW	@ A1 SCHOOL ID PAC ID STAGE DISCIPLINE DOC TYPE DRAWING No: REV: PW - 01 -SD -LA - DR -0002 -B
---	--	--	--	---	--	--

DEMOLITION LEGEND

- Extent of works.
- Extent of Building Works.
- Tree to be removed
- Tree to be retained and protected as per AS 4970-2009. Refer to Tree Retention and Removal Plan L003 and arborist report for specific tree information.
- Area to be demolished and to be removed off site.



PRELIMINARY

- 1 Formalised entry on Railway Street

2 Link to school oval

3 Covered walkways

4 Seating and planting area for informal gathering

5 Security fence around school perimeter

6 Kitchen gardens

7 Informal Yarning circles for outdoor learning

8 Accessible walkway along Crimea Street

9 Proposed Substation Location

10 Drop-off Zone

11 Sliding doors from Hall to Oval

12 Existing Oval

Crimea Street

NSW GOVERNMENT

Planning, Industry & Environment

Issued under the Environmental Planning and Assessment Act 1979

Approved Application No: 8790 Signed: *A. Coonan*

Granted on the: 2 Dec 2019 Sheet No: 25 of 36

<div> <div>  <div> <div>NSW</div> <div>GOVERNMENT</div> </div> </div> <div> <div>Education</div> </div> </div>	<div>CLIENT</div> <div>PROJECT MANAGER</div> <div>  </div>	<div>ARCHITECT</div> <div>  </div>	<div>PROJECT</div> <div> <p>Parramatta Region Schools - Package 2 (418)</p> <p>Parramatta West Public School</p> </div> <div> <div> <div>INTERNAL PROJECT No:</div> <div>16461</div> </div> <div> <div>DATE:</div> <div>22.06.2018</div> </div> </div> <div> <div>© CONRAD GARGETT ANCHER MORTLOCK WOOLLEY</div> <div>mailto:conradgargett.com.au ABN 49 325 121 350</div> <div>DO NOT SCALE DRAWING & VERIFY ALL DIMENSIONS AND LEVELS ON SITE</div> <div>NOMINATED ARCHITECT: BRUCE WOLFE NSW Reg. 6969</div> </div>	<div>NORTH</div> <div>  </div>	<div>DRAWING</div> <div>Landscape Masterplan</div>	<table border="1"> <thead> <tr> <th>REV</th> <th>DESCRIPTION</th> <th>DATE</th> <th>APPD</th> </tr> </thead> <tbody> <tr> <td>A</td> <td>For Tender</td> <td>03.11.2017</td> <td>KNW</td> </tr> <tr> <td>B</td> <td>For Coordination</td> <td>12.06.2018</td> <td>KNW</td> </tr> <tr> <td>C</td> <td>SSD SEAR Application</td> <td>22.06.2018</td> <td>KNW</td> </tr> </tbody> </table>	REV	DESCRIPTION	DATE	APPD	A	For Tender	03.11.2017	KNW	B	For Coordination	12.06.2018	KNW	C	SSD SEAR Application	22.06.2018	KNW	<div> <div> <div>2</div> <div>0</div> <div>2</div> <div>4</div> <div>6</div> <div>8</div> <div>10</div> </div> <div>SCALE 1: 200 @ A1</div> <div>m</div> </div> <div> <table border="1"> <thead> <tr> <th>SCHOOL ID</th> <th>PAC ID</th> <th>STAGE</th> <th>DISCIPLINE</th> <th>DOCTYPE</th> <th>DRAWING NO.</th> <th>REV:</th> </tr> </thead> <tbody> <tr> <td>PW -</td> <td>01 -</td> <td>SD -</td> <td>LA -</td> <td>DR</td> <td>0004 -</td> <td>C</td> </tr> </tbody> </table> </div>	SCHOOL ID	PAC ID	STAGE	DISCIPLINE	DOCTYPE	DRAWING NO.	REV:	PW -	01 -	SD -	LA -	DR	0004 -	C
	REV	DESCRIPTION	DATE	APPD																																	
A	For Tender	03.11.2017	KNW																																		
B	For Coordination	12.06.2018	KNW																																		
C	SSD SEAR Application	22.06.2018	KNW																																		
SCHOOL ID	PAC ID	STAGE	DISCIPLINE	DOCTYPE	DRAWING NO.	REV:																															
PW -	01 -	SD -	LA -	DR	0004 -	C																															


Planting Schedule - Trees & Shrubs								
Code	Botanical Name	Common Name	Count	Centres	Description	Caliper	Clear Trunk	Stakes And Guys
75L								
TRI lau	Tristaniopsis laurina	Water Gum	6	As Per Planting Plan	75L	60	1.8m	2
			6					
			6					
200L								
ACA mel	Acacia melanoxylon	Black Wattle	1	As Per Planting Plan	200L	60	1.8m	2
BAN int	Banksia integrifolia	Coastal Banksia	1	As Per Planting Plan	200L	60	1.8m	2
BAN mar	Banksia marginata	Silver Banksia	1	As Per Planting Plan	200L	60	1.8m	2
ELA ret	Elaeocarpus reticulatus	Blueberry Ash	6	As Per Planting Plan	200L	60	1.8m	2
LOP con	Lophostemon confertus	Brush Box	1	As Per Planting Plan	200L	60	1.8m	2
SYZ aus	Syzygium australe	Brush Cherry	1	As Per Planting Plan	200L	60	1.8m	2
TRI lau	Tristaniopsis laurina	Water Gum	2	As Per Planting Plan	200L	60	1.8m	2
			13					
			13					
Grand total			19					



Acacia melanoxylon
BLACK WATTLE
AS PER PLANTING PLAN



Elaeocarpus reticulatus
BLUEBERRY ASH
AS PER PLANTING PLAN




Lophostemon confertus
BRUSHBOX
AS PER PLANTING PLAN



Syzygium australe
BRUSH CHERRY
AS PER PLANTING PLAN



Tristaniopsis laurina
WATER GUM
AS PER PLANTING PLAN



Planning,
Industry &
Environment

Issued under the Environmental Planning and Assessment Act 1979

Approved Application No: 8790 Signed: *A. Coonan*

Granted on the: 2 Dec 2019 Sheet No: 26 of 36

PRELIMINARY



Banksia spinulosa
HAIRPIN BANKSIA
1/m2

Brachyscome multifida
CUT LEAF DAISY
4/m2

Callistemon viminalis 'Little John'
DWARF BOTTLEBRUSH
3/m2

Dendrobium speciosum
ROCK ORCHID
4/m2

Dianella revoluta
BLUEBERRY LILY
3/m2

Doryanthes excelsa
GYMEA LILY
0.5/m2

Eremophila glabra prostrate
'Blue Horizon' EMU BUSH
1/m2



Grevillea 'Poorinda Royal Mantle'
2/m2

Hardenbergia hederacea
FALSE SARSAPARILLA
3/m2

Hibbertia scandens
TWINING GUINEA FLOWER
4/m2

Ipomoea pes-caprae
BAYHOPS
4/m2

Mentha spicata
SPEAR MINT
AS PER PLANS
(Kitchen Garden)

Myoporum ellipticum
COASTAL BOOBIALLA
5/m2

Lavandula angustifolia
LAVENDER
2/m2
(Kitchen Garden)



Lomandra longifolia
MAT-RUSH
4/m2



Ocimum tenuiflorum
HOLY BASIL
AS PER PLANS
(Kitchen Garden)



Origanum vulgare
OREGANO
AS PER PLANS
(Kitchen Garden)



Pennisetum alopecuroides
'Nafray' FOXTAIL GRASS
4/m2



Plectranthus australis
SWEDISH IVY
3/m2



Prostanthera ovalifolia
OVAL-LEAVED MINT BUSH
4/m2



Pteridium esculentum
BRAKEN FERN
2/m2



Rosmarinus officinalis
ROSEMARY
AS PER PLANS
(Kitchen Garden)



Salvia officinalis
SAGE
AS PER PLANS
(Kitchen Garden)



Salvia x sylvestri
MAY NIGHT
AS PER PLANS
(Kitchen Garden)



Solanum aviculare
KANGAROO APPLE
2/m2



Syzygium australe 'Elite'
LILLY PILLY
4/m2



Thymus vulgaris
THYME
AS PER PLANS
(Kitchen Garden)



Typha orientalis
BULRUSH
4/m2

PRELIMINARY



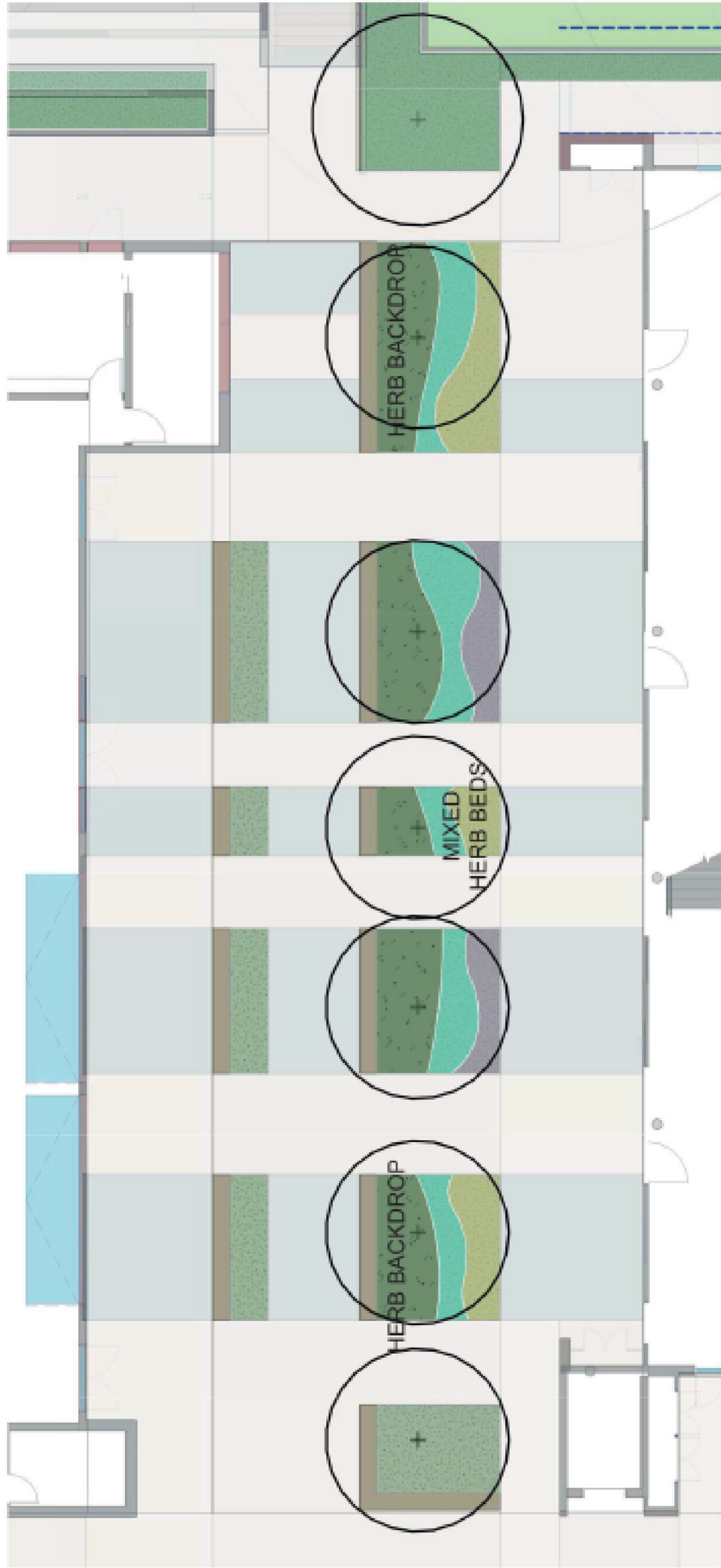
**Planning,
Industry &
Environment**

Issued under the Environmental Planning and Assessment Act 1979

Approved Application No: 8790 Signed: *[Signature]*

Granted on the: 2 Dec 2019 Sheet No: 28 of 36





1 Kitchen Garden Concept
1:100



Rosmarinus officinalis
ROSEMARY
AS PER PLANS



Ocimum tenuiflorum
HOLY BASIL
AS PER PLANS



Lavandula angustifolia
LAVENDER
2/m2



Salvia x sylvestri
MAY NIGHT
AS PER PLANS



Mentha spicata
SPEAR MINT
AS PER PLANS



Lomandra longifolia
MAT-RUSH
4/m2



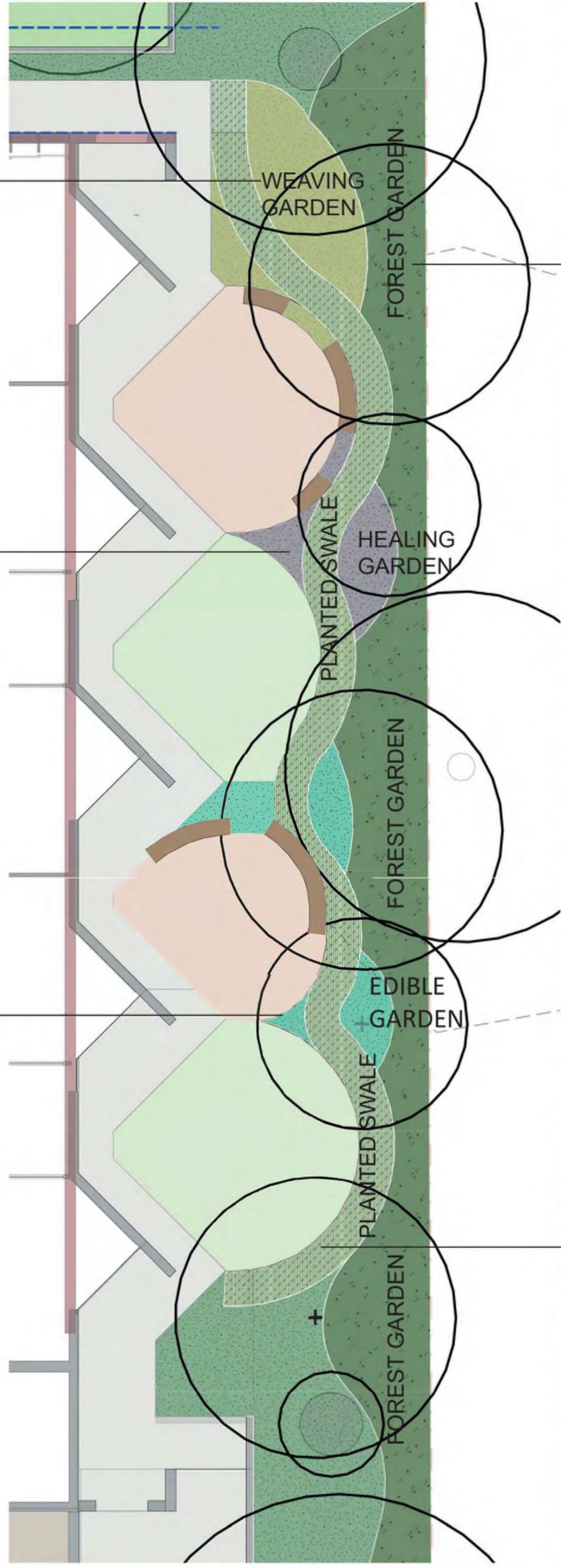
Ipomoea pes-caprae
BAYHOPS
4/m2



Dianella revoluta
BLUEBERRY LILY
3/m2



Prostanthera ovalifolia
OVAL-LEAVED MINT BUSH
4/m2



2 Indigenous Garden Concept
1:100



Doryanthes excelsa
GYMEA LILY
0.5/m2




Plectranthus australis
SWEDISH IVY
3/m2



Acacia melanoxylon
BLACK WATTLE
AS PER PLANTING PLAN



Syzygium australe 'Elite'
LILLY PILLY
4/m2




Pteridium esculentum
BRAKEN FERN
2/m2



Lophostemon confertus
BRUSHBOX
AS PER PLANTING PLAN



Solanum aviculare
KANGAROO APPLE
2/m2



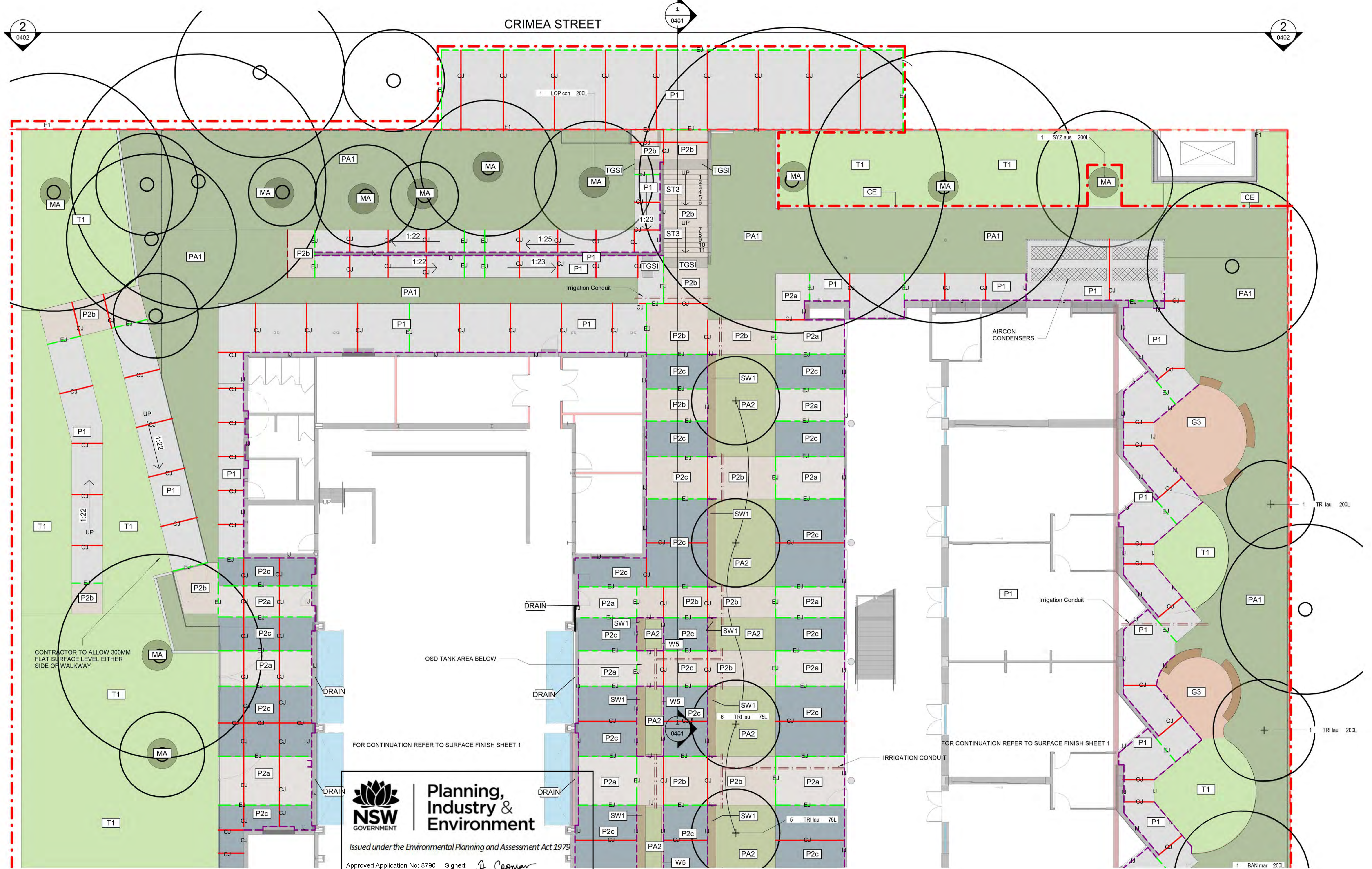
Dendrobium speciosum
ROCK ORCHID
4/m2




Typha orientalis
BULRUSH
4/m2



Hardenbergia hederacea
FALSE SARSAPARILLA
3/m2





**Planning,
Industry &
Environment**


Issued under the Environmental Planning and Assessment Act 1979

Approved Application No: 8790 Signed: *A. Coonan*

Granted on the: 2 Dec 2019 Sheet No: 30 of 36

PRELIMINARY



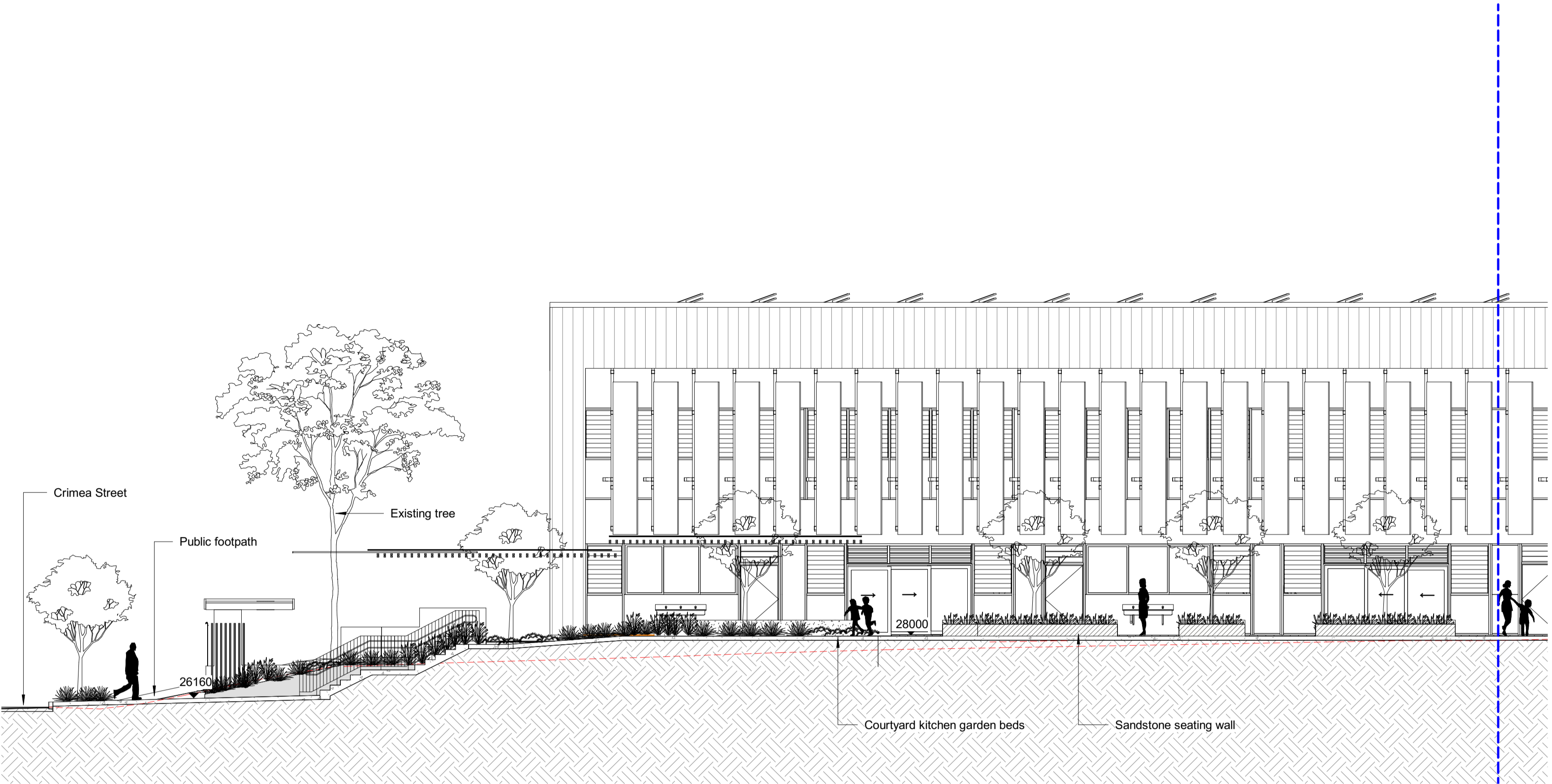


**Planning,
Industry &
Environment**


Issued under the Environmental Planning and Assessment Act 1979

Approved Application No: 8790 Signed: *A. Coonan*

Granted on the: 2 Dec 2019 Sheet No: 32 of 36

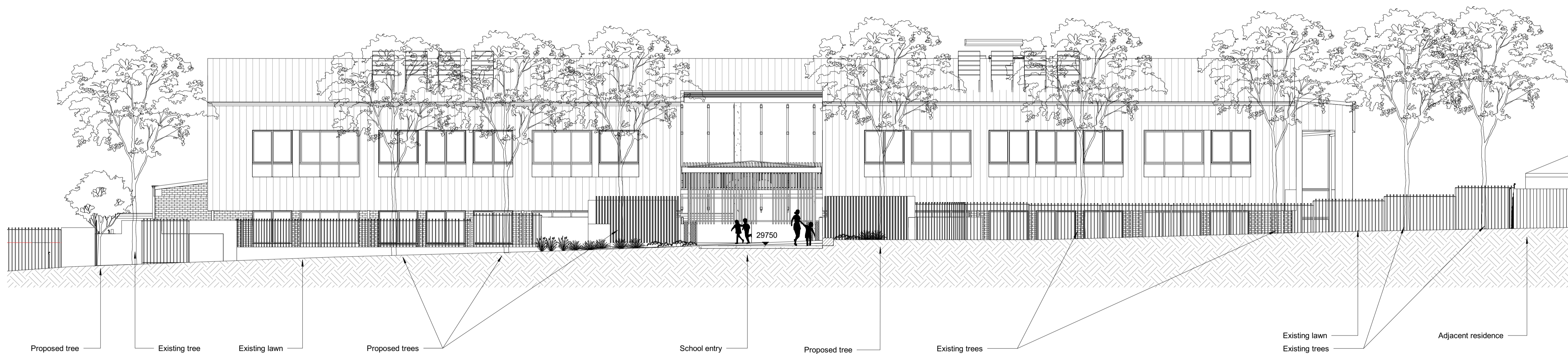


1 Section 1 - Part 1
1:100



2 Section 1 - Part 2
1:100

PRELIMINARY



1 Section 2
1:100



Planning,
Industry &
Environment

Issued under the Environmental Planning and Assessment Act 1979

Approved Application No: 8790 Signed: *A. Coonan*

Granted on the: 2 Dec 2019 Sheet No: 33 of 36

PRELIMINARY



Education

blueVisions
certainty. innovation. excellence.

CONRAD
GARGETT

ANCHER
MORTLOCK
WOOLLEY

PROJECT
Parramatta Region Schools - Package 2 (418)
Parramatta West Public School

INTERNAL PROJECT No:
16461

DATE:
22.06.2018

© CONRAD GARGETT ANCHER MORTLOCK WOOLLEY
mail@conradgargett.com.au ABN 49 325 121 350
DO NOT SCALE DRAWING & VERIFY ALL DIMENSIONS AND LEVELS ON SITE
NOMINATED ARCHITECT: BRUCE WOLFE NSW Reg. 6969

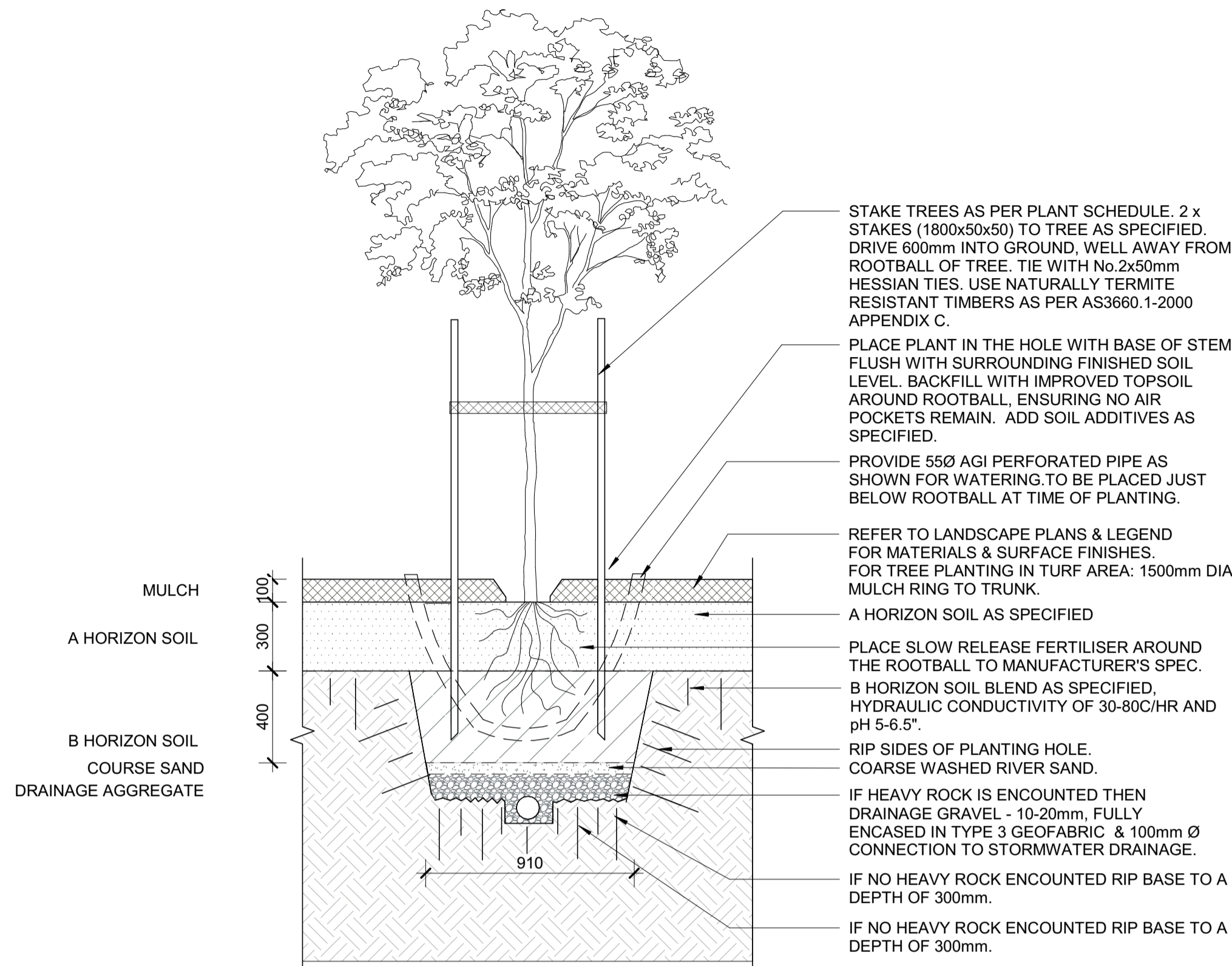
DRAWING
Landscape Sections -
Section 2

REV DESCRIPTION
A For Tender
B For Coordination
C SSD SEAR Application

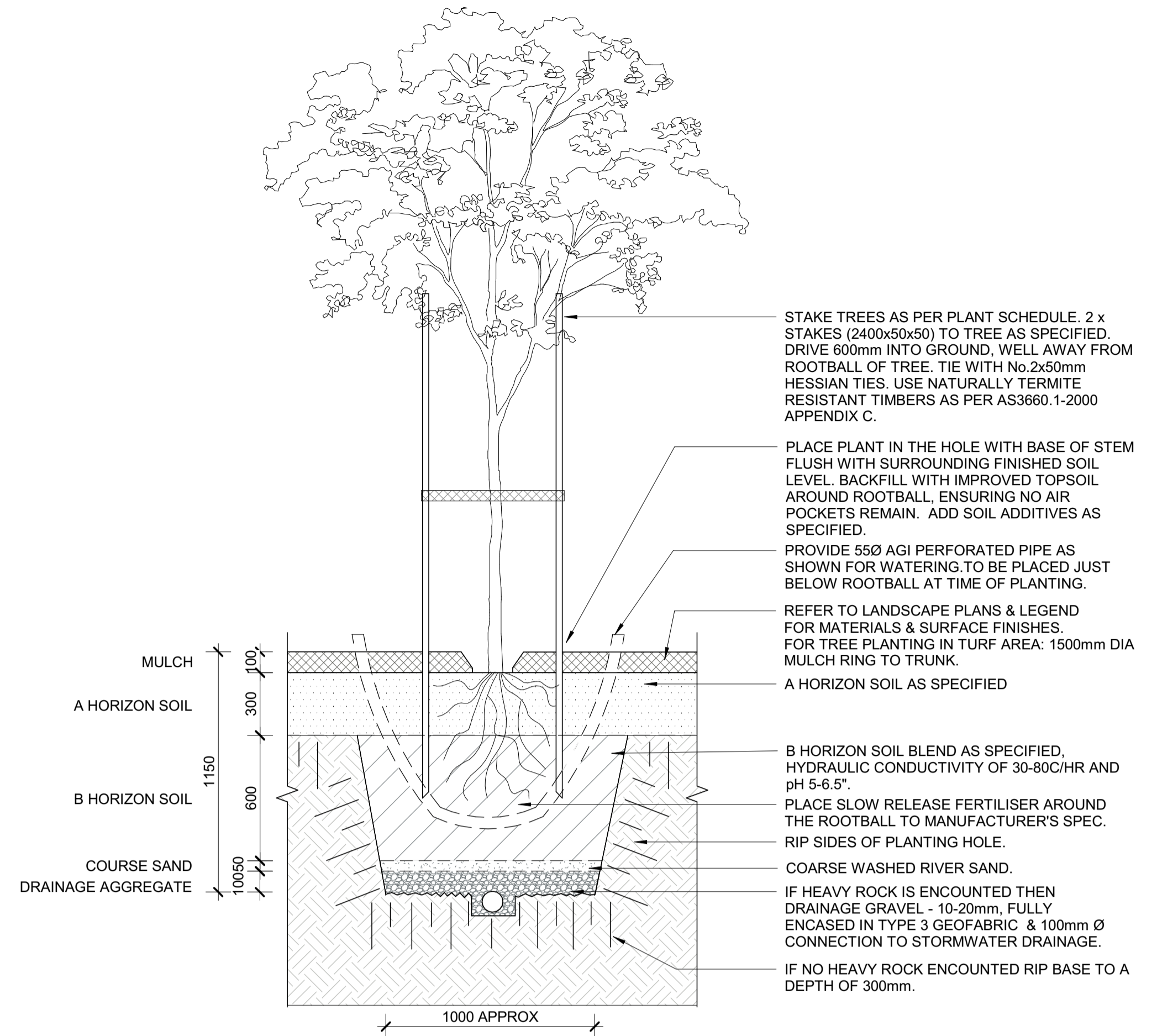
DATE APPD
03.11.2017 KNW
12.06.2018 KNW
22.06.2018 KNW

1 0 1 2 3 4 5
SCALE 1:100 @ A1
m

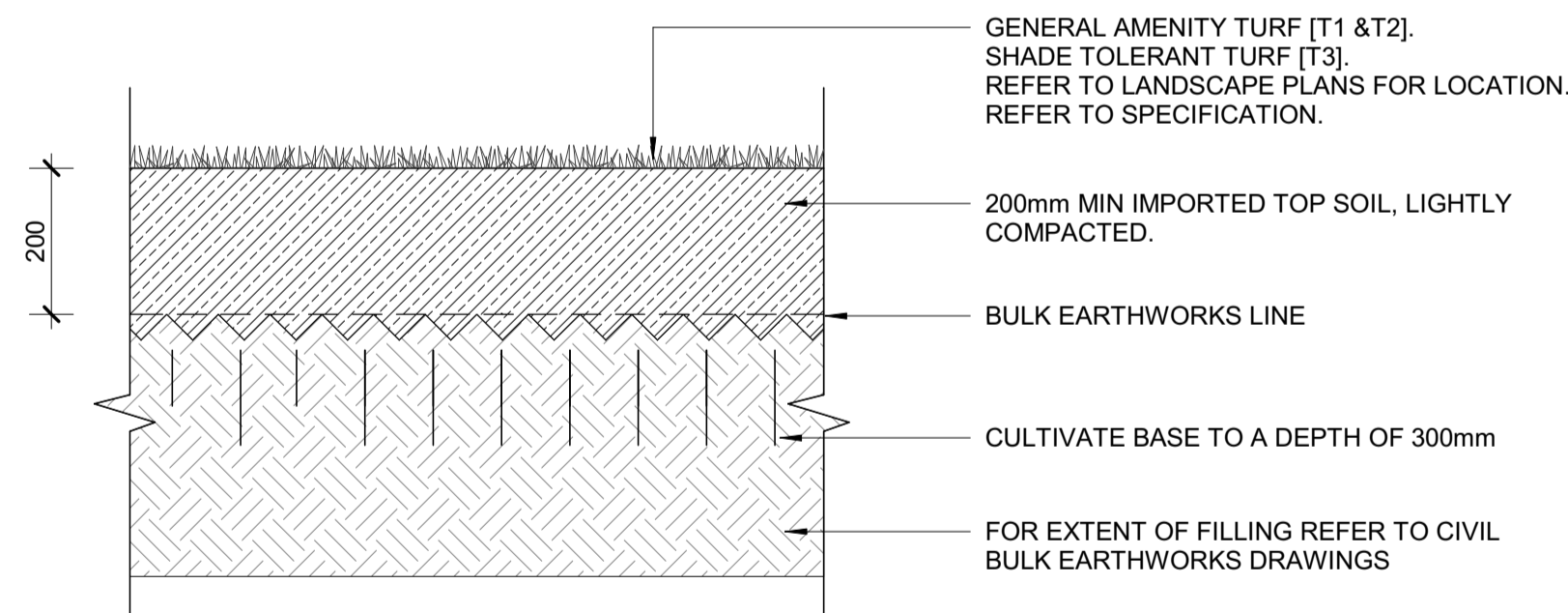
SCHOOL ID PAC ID STAGE DISCIPLINE DOC TYPE DRAWING No: REV:
PW - 01 -SD -LA - DR -0402 -C



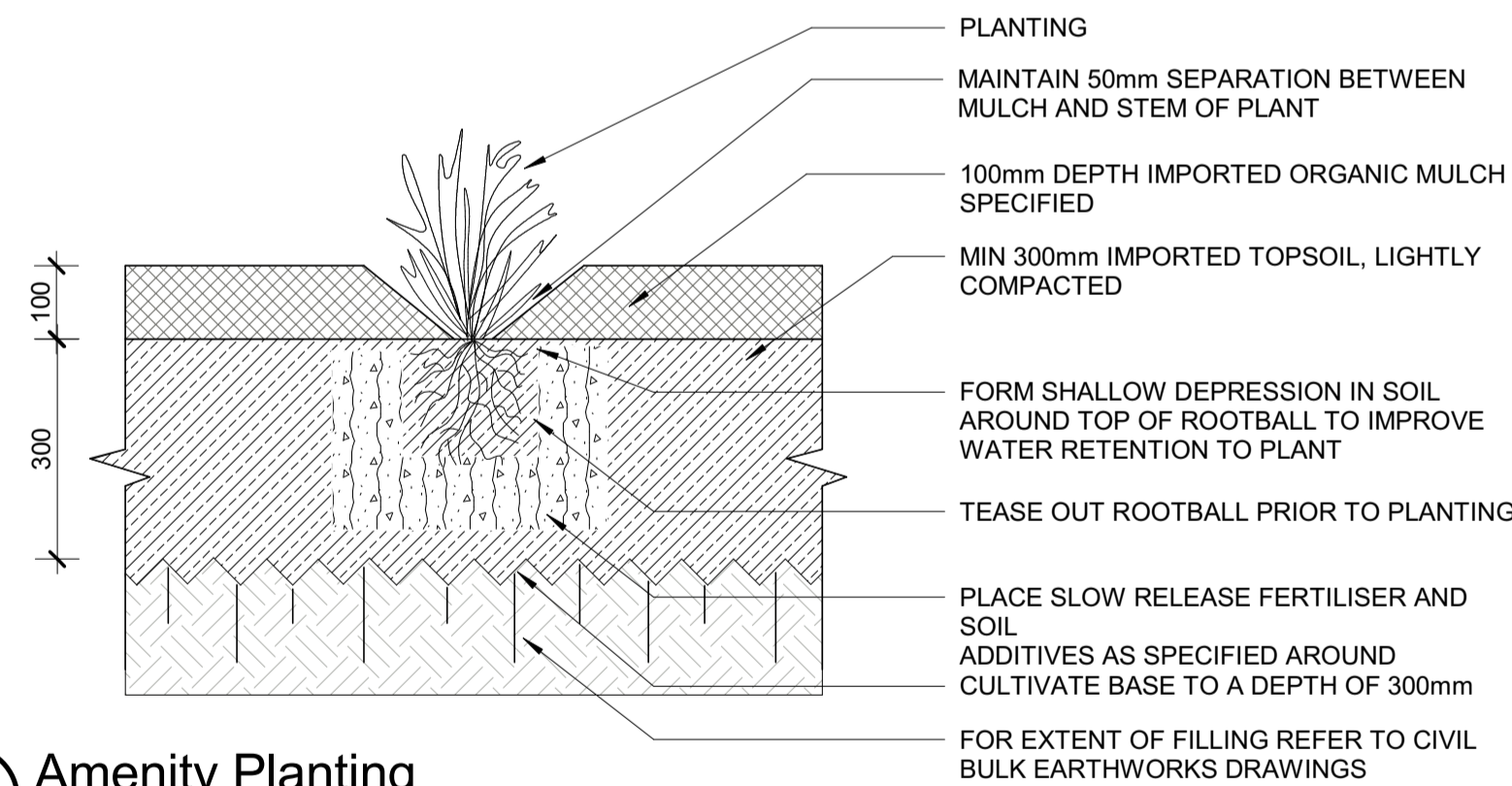
1 Advanced Tree Planting - 75L
1:20



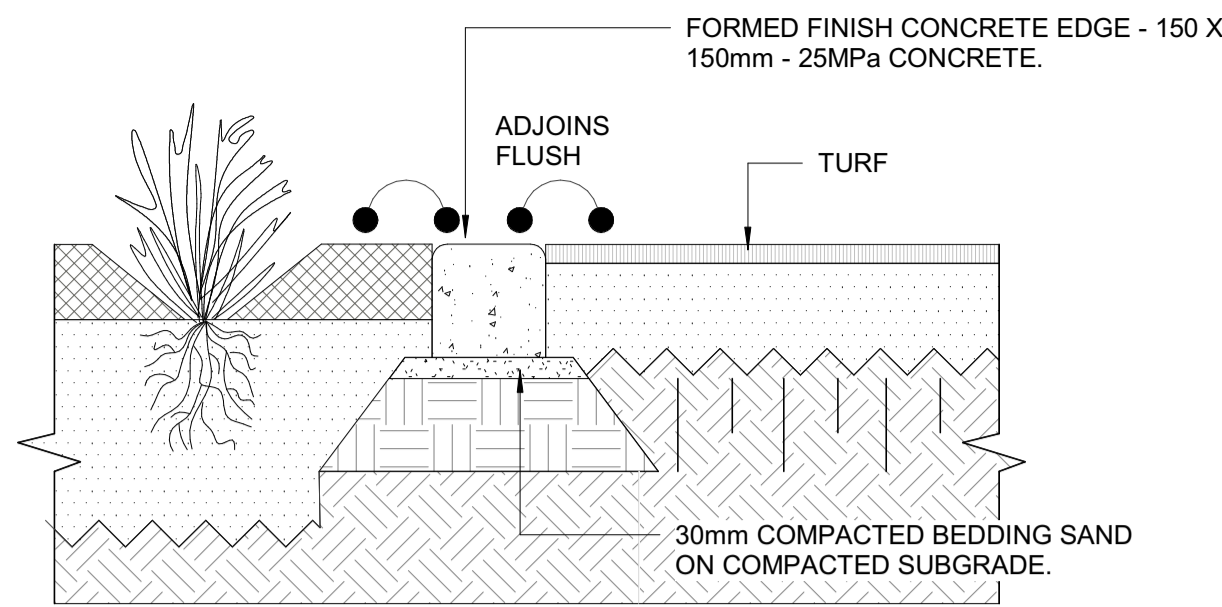
2 Advanced Tree Planting - 200L
1:20



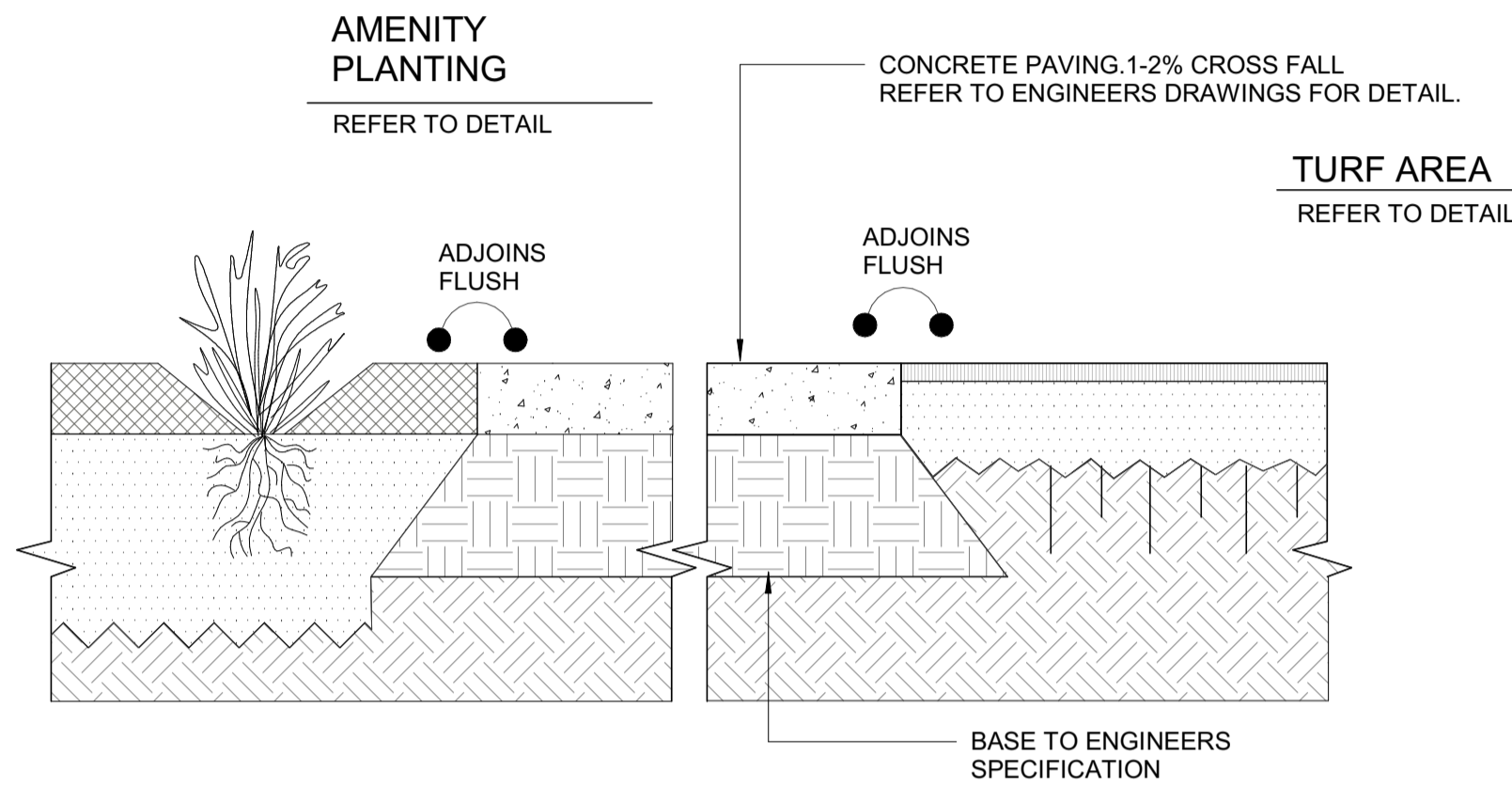
3 Amenity Turf
1:10



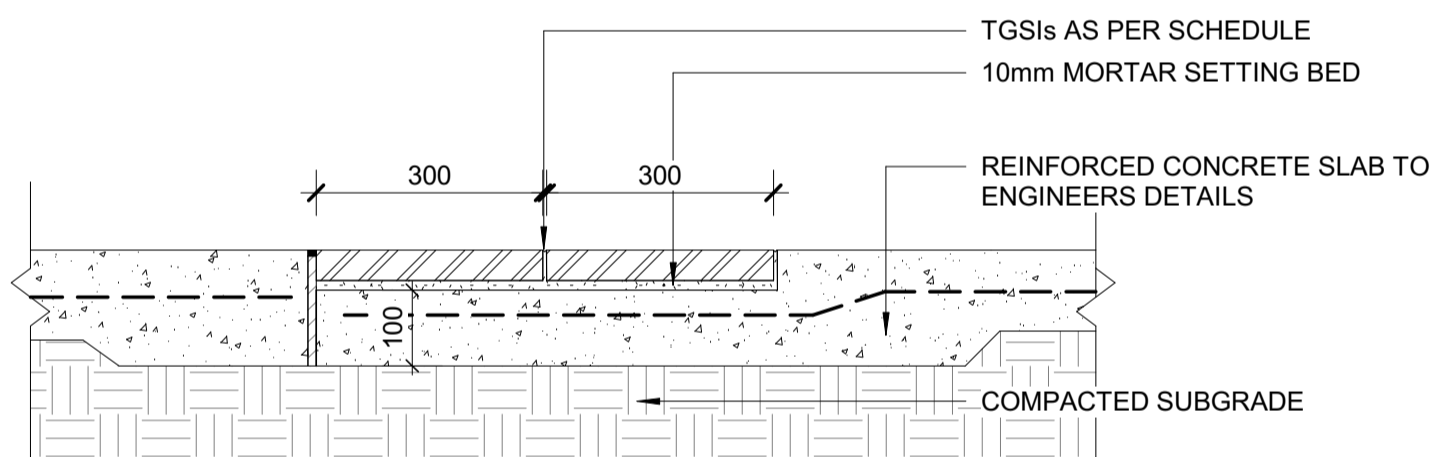
4 Amenity Planting
1:10



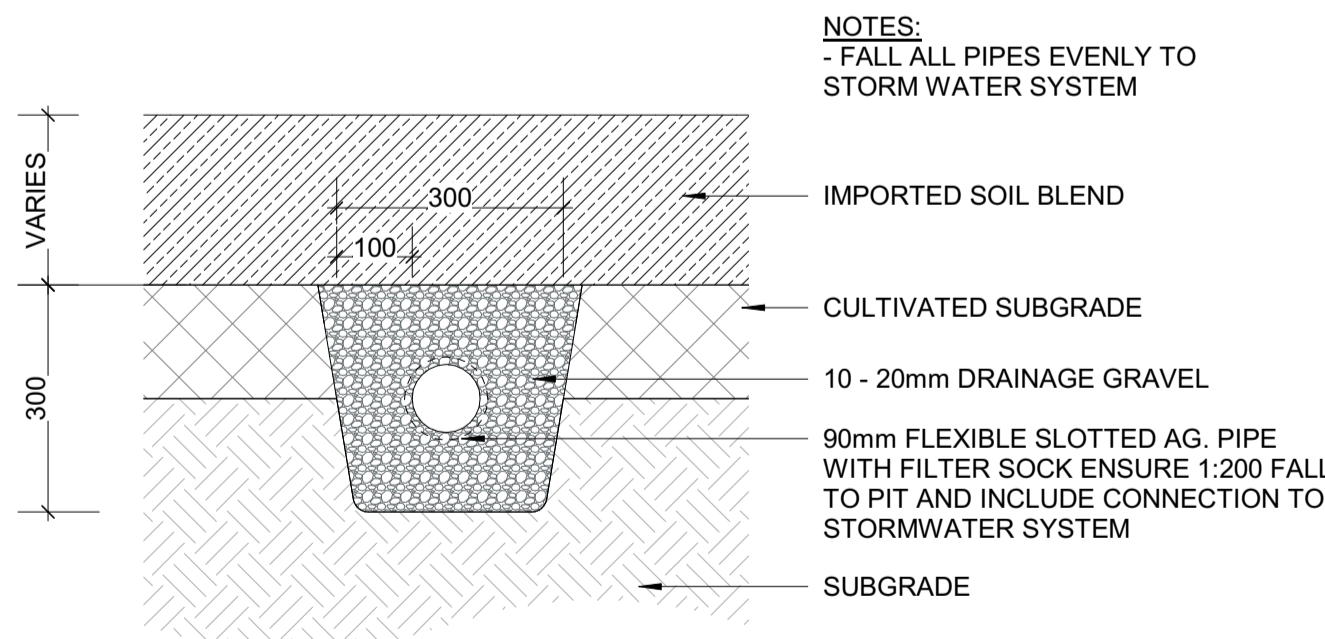
1 CE - Concrete Edge
1:10



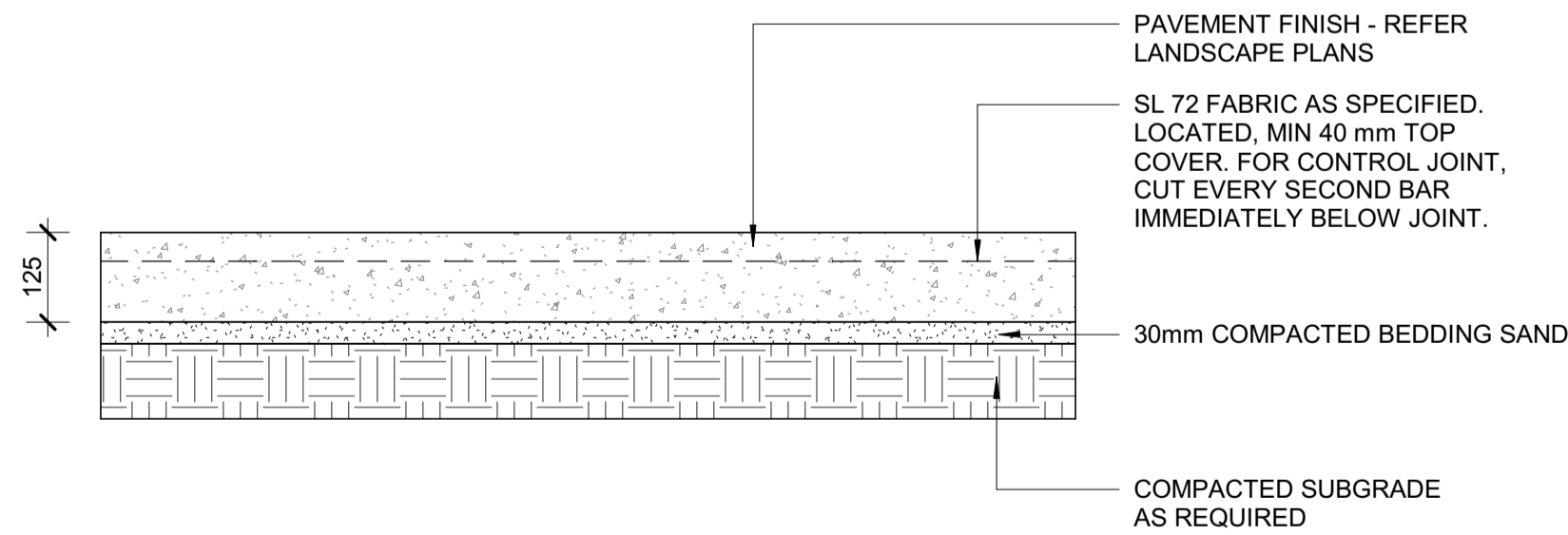

2 Pavement to Planting and Turf Interface
1:10



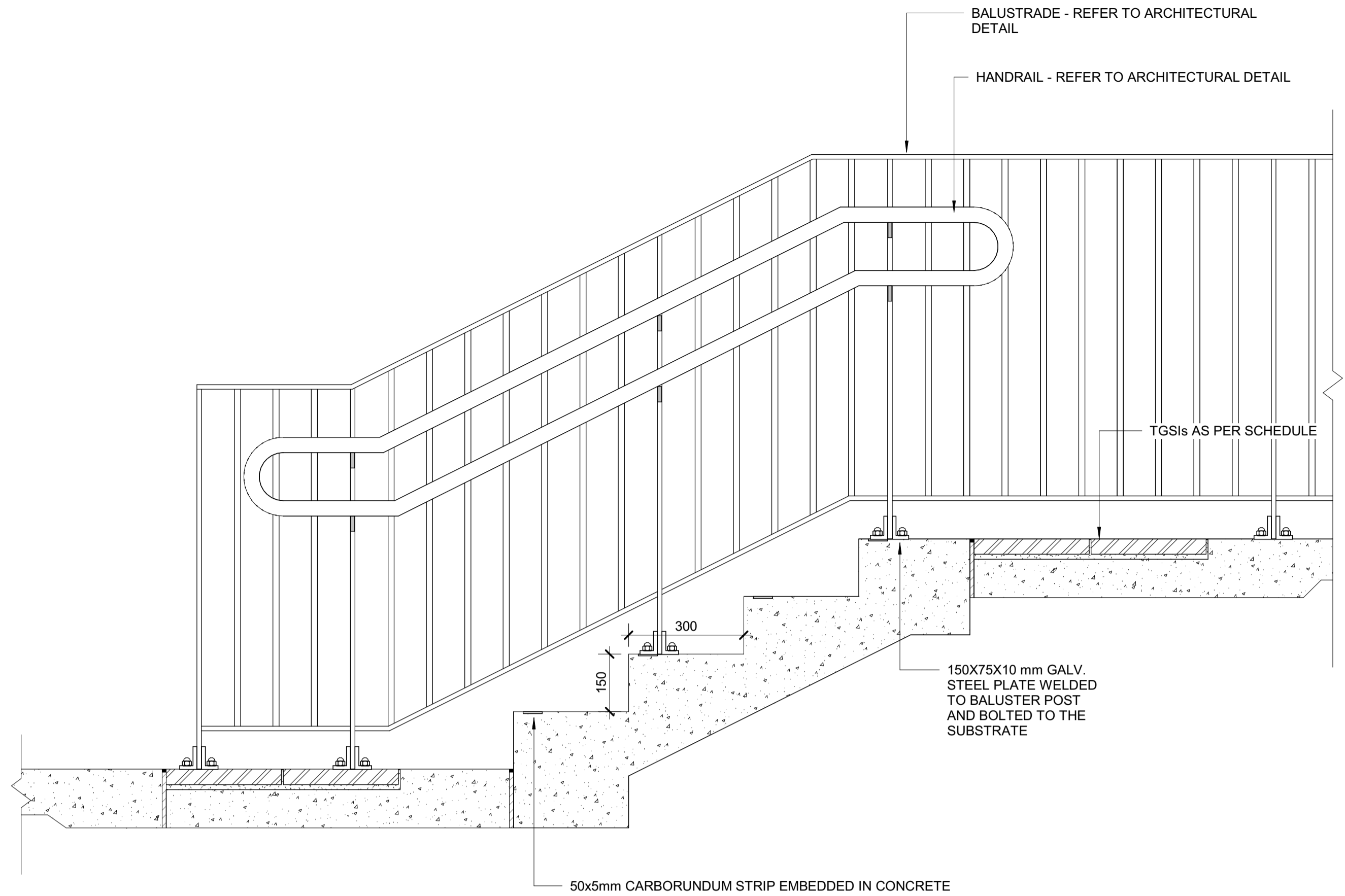
3 TSGI - Tactile Indicators
1:10



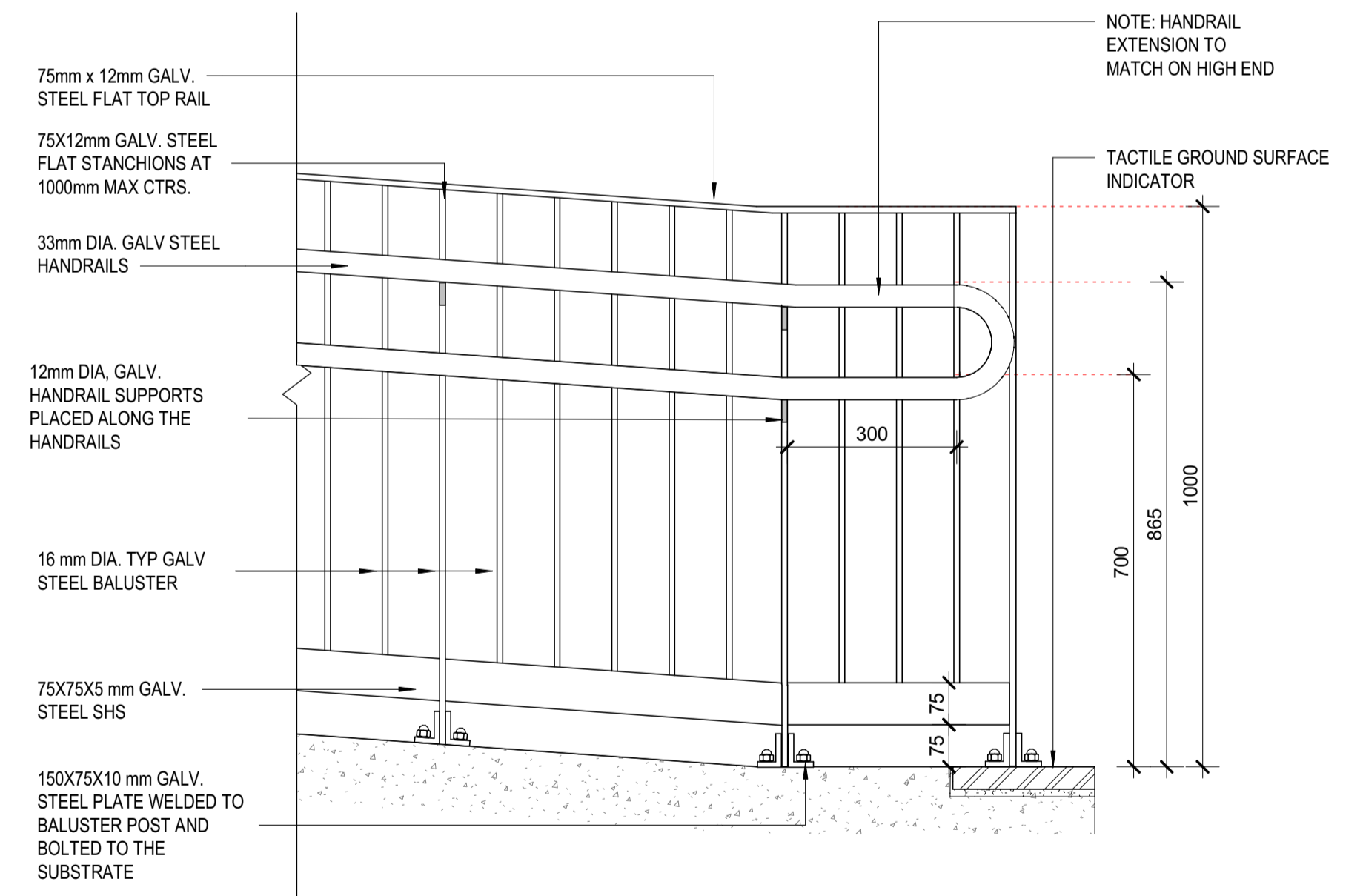
4 SSD - Subsoil Drain
1:10



6 P1 -P3 Concrete Pavement - 125mm Thick
1:10

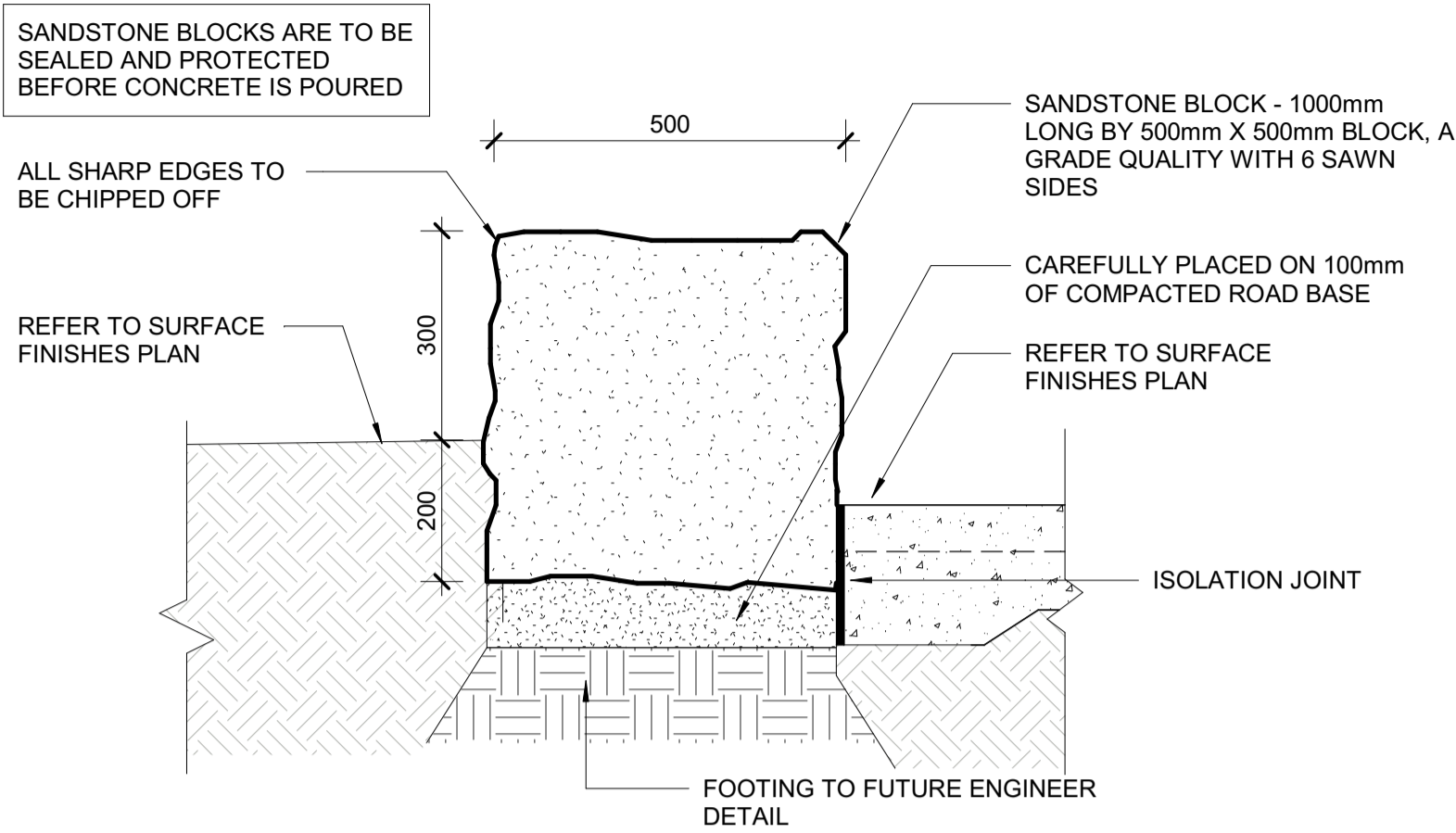


5 ST2, 3 Stairs
1:10

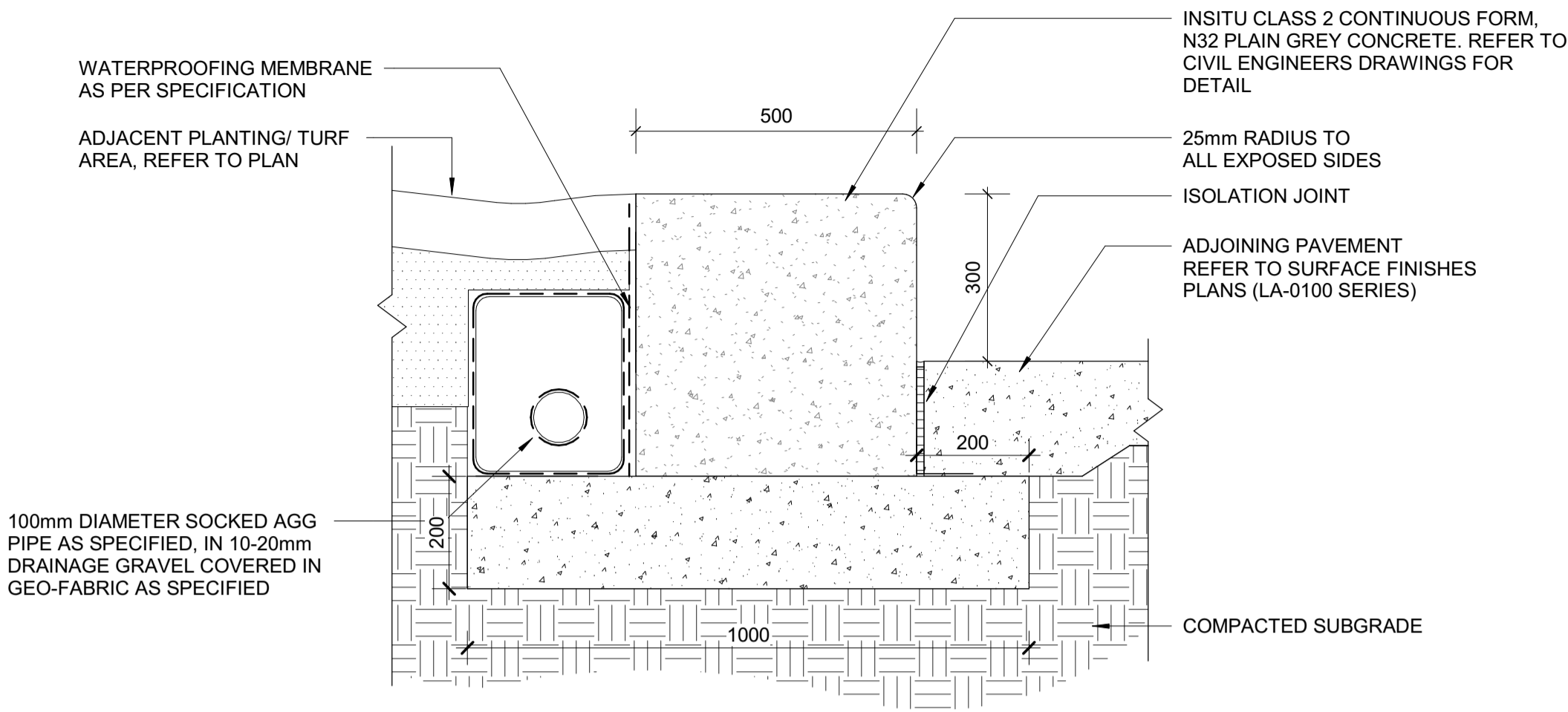


7 BA1/HA1 Balustrade Detail with Ramp
1:10

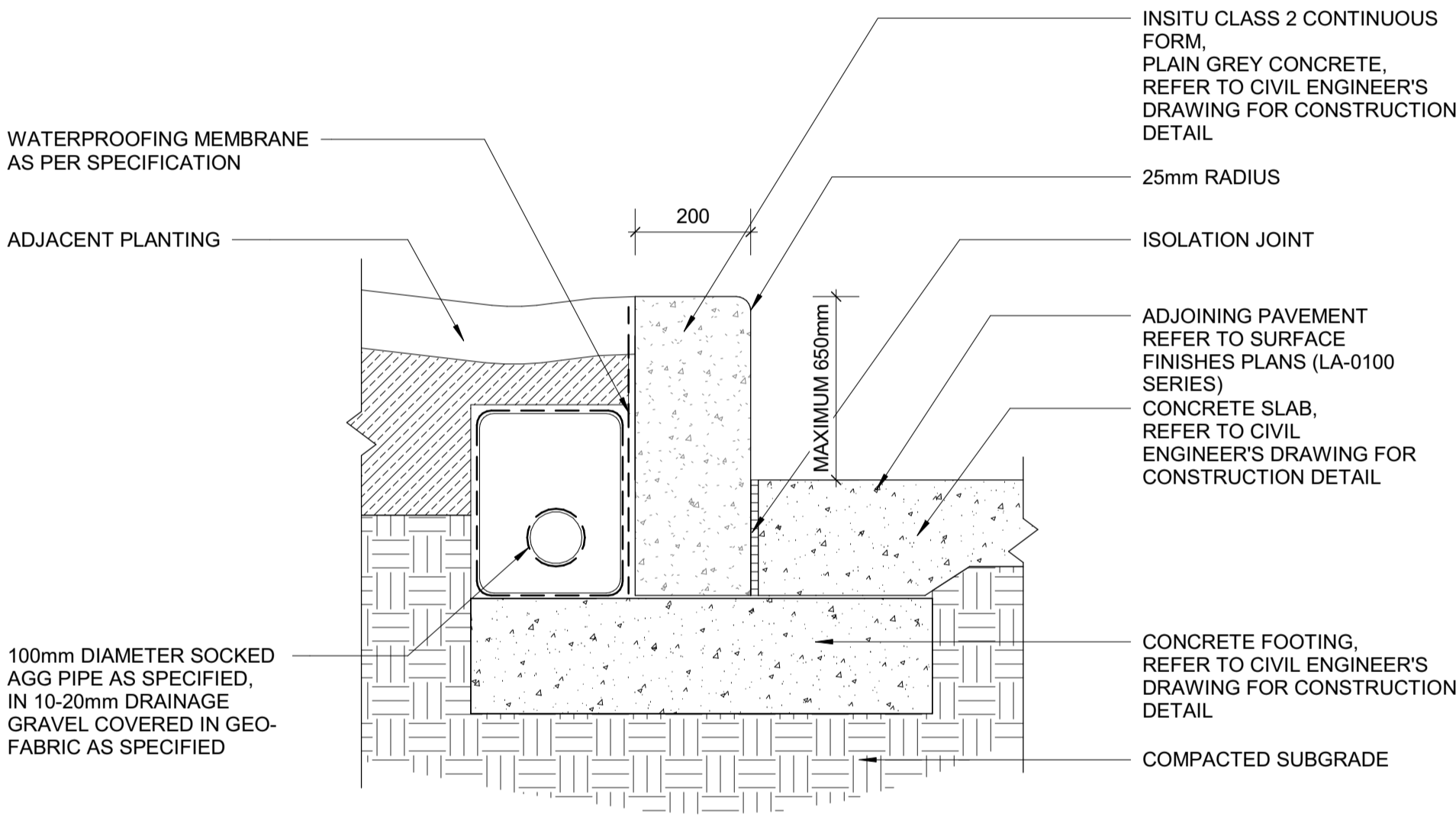
PRELIMINARY




1 SW1 Sandstone Boulder Seat Wall
1:10



2 TER1 - Concrete Terrace Seating - Typical Detail
1:10



3 Concrete Retaining Wall (W3)
1:10






Planning,
Industry &
Environment

Issued under the Environmental Planning and Assessment Act 1979

Approved Application No: 8790 Signed: *A. Coonan*

Granted on the: 2 Dec 2019 Sheet No: 36 of 36

PRELIMINARY

CLIENT  NSW GOVERNMENT	PROJECT MANAGER  blueVisions certainty. innovation. excellence.	ARCHITECT  CONRAD GARGETT ANCHER MORTLOCK WOOLLEY	PROJECT Parramatta Region Schools - Package 2 (418) Parramatta West Public School INTERNAL PROJECT No: 16461 DATE: 22.06.2018	© CONRAD GARGETT ANCHER MORTLOCK WOOLLEY mail@conradgargett.com.au ABN 49 325 121 350 DO NOT SCALE DRAWING & VERIFY ALL DIMENSIONS AND LEVELS ON SITE NOMINATED ARCHITECT: BRUCE WOLFE NSW Reg. 6969	DRAWING Landscape Details Sheet 3	REV DESCRIPTION DATE APPD A For Coordination 12.06.2018 KWW B SSD SEAR Application 22.06.2018 KWW	SCHOOL ID PAC ID STAGE DISCIPLINE DOC TYPE DRAWING No: REV: PW - 01 -SD -LA - DR -0503 -B
---	---	---	---	---	---	---	--