



Lidcombe Public School

Term 1 holiday works

April 2020

Investing in our schools

The NSW Government is investing \$6.7 billion over four years to deliver more than 190 new and upgraded schools to support communities across NSW. In addition, a record \$1.3 billion is being spent on school maintenance over five years. This is the largest investment in public education infrastructure in the history of NSW.

The NSW Department of Education is committed to delivering new and upgraded schools for communities across NSW. The delivery of these important projects is essential to the future learning needs of our students and supports growth in the local economy

Lidcombe Public School

A project is underway to upgrade Lidcombe Public School. This project has delivered a new administration building with staff facilities and will deliver a new building with 14 flexible learning spaces and a library, upgraded playground space, a new Covered Outdoor Learning Area (COLA) and refurbishment of the existing library into two flexible learning spaces.

Progress summary

The administration building that was completed in May last year is occupied by the school. Works are on schedule for the new building, Building M, to be completed in April and ready for student and staff occupation when school returns.

Term 1 holiday works

Furniture and teaching resources will be moved into the new building over the upcoming school holidays. Information regarding classroom allocation for Building M will be made available on the School Infrastructure NSW website from Wednesday 8 April, 2020 via this link.

External landscaping works beneath the COLA and in front of Building M will continue during the holidays and are anticipated to be completed before Term 2 commences.

Stage three of the project which includes refurbishment of the existing library into two flexible learning spaces, demountable classroom removal and landscaping works will commence during the school holidays and continue through Term 2.

The project is expected to be completed during Term 2, 2020.

We are here to make sure work is completed safely and efficiently and to minimise impacts on the community at every opportunity.

For more information contact:

School Infrastructure NSW
Email: schoolinfrastructure@det.nsw.edu.au
Phone: 1300 482 651
www.schoolinfrastructure.nsw.gov.au

Frequently asked questions

What is being delivered?

The project to upgrade Lidcombe Public School is being delivered in three stages.

Stage one of the project delivered the new administration building with staff facilities in May 2019.

Stage two includes the new building, Building M, with 14 flexible learning spaces, a new library, new playground space and a new COLA, ready for occupation by students and staff when school resumes Term 2, 2020.

Stage three includes the refurbishment of the existing library into two flexible learning spaces, removal of demountable classroom and landscaping works. The refurbishment of the library is due to commence during the Term 1 school holidays and is expected to be completed in mid- 2020.

The project is expected to be completed during Term 2, 2020.

What are the construction working hours?

Works will take place from 7:00am to 6:00pm, Mondays to Fridays and 8:00am- 4:00pm on Saturdays. No work will take place on Sundays or public holidays unless notified. The community will be kept informed of any changes to the approved working hours.

What safety measures will be in place?

The health and safety of our students, staff, community and workers is our highest priority. Temporary fencing has been installed around the construction site to secure the area and prevent public access.

What steps will be taken to control noise and dust impacts?

In line with the Construction Management Plan, the contractor will continue to implement dust and noise control measures.

Dust is minimised with hoarding and ensuring all vehicles exiting the site are clean. Dust is also controlled by spraying water during earth works whenever permissible in line with water-use restrictions.

How will traffic be managed?

Traffic management will be in place where required for the safety of students, staff, the local community and workers. Traffic controllers will be used where required to manage entry and exit of vehicles to and from the construction site. Vehicles will give way to pedestrians at all times.

Who can I contact if I have a question during the holidays?

If you have any queries or concerns about this project you can contact School Infrastructure NSW during business hours on 1300 482 651.

School Infrastructure NSW will be closed on Friday 10 April and Monday 13 April 2020.

In an emergency, call triple zero (000).

Instructions (IT IS IMPORTANT TO USE STYLES)

Heading 3 – Questions

Use Body Text, **NOT** Normal. Strong is for **Bold**, Emphasis is for *Italic*.

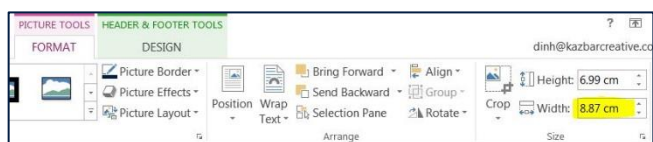
Tip 1: How to copy & paste clean text to this Template.

Copy the text from your resource document, then in this Template, RIGHT CLICK the mouse, in PASTE OPTIONS: select Keep text only, then apply the correct style.

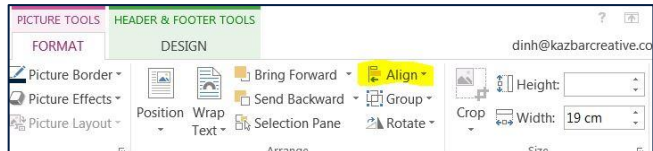
Tip 2: How to replace images, and align it to other elements.

Go to Header (Double click anywhere at the top edge of the document) > single click on the image > right click > choose Change Picture > find your Image and Insert

Your image may not be lined up with the blue bar nicely, then go to PICTURE TOOLS > Size > Width, type in 19cm.



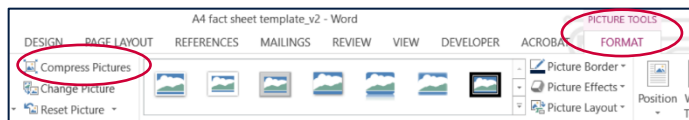
Select the new image and the blue bar together, go to PICTURE TOOLS > Align > Align Left



Crop the rest of the image outside the bottom of the blue bar.

Tip 3: How to reduce image size

Single left click on the image > Go to Picture Tools Format > Compress Pictures > Choose the suitable option for your document



Only use Page Break and Column Break in this document, do not use Section Break.

PAGE LAYOUT > Breaks > Insert either Page Break or Column Break